



2011-13

**OFFICIAL
RULES**

AND CASEBOOK

OF

ICE HOCKEY

**THE OFFICIAL
RULES AND
CASEBOOK OF
ICE HOCKEY**



Typographer: Dana Ausec

Front cover photo courtesy of USA Hockey, Inc.

Interior photography courtesy of USA Hockey, Inc.

© 2011 by USA Hockey, Inc. All rights reserved. Any dissemination, distribution, publication, or copying of rules without the express written consent of USA Hockey is strictly prohibited.

The USA Hockey, Inc. logo is a registered trademark of USA Hockey, Inc., and use in any manner is prohibited unless approval is obtained from the organization.

For more information about ice hockey and ordering more copies of the *Official Rules and Casebook of Ice Hockey*, contact:

USA Hockey, Inc.

1775 Bob Johnson Drive

Colorado Springs, CO 80906-4090

Telephone (719) 576-8724 Fax (719) 538-1160



USA Hockey is the National Governing Body
for the sport of ice hockey in the United States.

Contents

PREFACE

Points of Emphasis	vii
Standard of Play and Rule Emphasis – Body Checking	ix
Standard of Play and Rule Emphasis – Restraining Fouls	xii
Philosophy of Youth Hockey	xv
Codes of Conduct	xvii
Zero Tolerance Policy	xxi
Note to Reader	xxii

SECTION ONE

The Rink	1
Casebook	8

SECTION TWO

Teams	15
Casebook	22

SECTION THREE

Equipment	39
Casebook	52

SECTION FOUR

Penalties	75
Casebook	88

SECTION FIVE

Officials	141
Casebook	149

SECTION SIX

Playing Rules	161
Casebook	193

APPENDICES

I Summary of Penalties	311
II Summary of Face-Off Locations	319
III Official Signals	323
IV Official Rink Diagrams	335
V Glossary	341
VI Standard of Play Casebook	349

INDEX

Rule References	363
-----------------------	-----

PREFACE

Points of Emphasis
Standard of Play and Rule Emphasis
Philosophy of Youth Hockey
Codes of Conduct
Zero Tolerance Policy
Note to Reader



Points of Emphasis 2011 Through 2013 Seasons

The goal of USA Hockey is to promote a safe and positive playing environment for all participants while continuing to focus on skill development and enjoyment of the sport. All officials, coaches, players, parents, spectators and volunteers are encouraged to observe these “Points of Emphasis” when participating in the sport of ice hockey.

Fair Play and Respect

Fair play and respect are the backbone of any successful amateur sports program. In order for a positive environment to be created, it is imperative that all participants and spectators have respect for all players, coaches, officials, administrators, spectators and the sport of hockey. Hockey is a game demanding high levels of concentration and skill. Taunting or unsportsmanlike conduct directed at opponents or officials will not be tolerated.

Intimidation tactics have no place in ice hockey. These tactics include any contact to the head of the opponent, checking from behind and late avoidable body checks to an opponent who is no longer in possession and control of the puck. Officials are instructed to enforce these rules to a high standard and assess the appropriate penalty when these actions occur. In addition, officials are expected to strictly enforce any avoidable contact occurring after the whistle – including during scrum situations around the goal.

In non-check classifications, legal body contact shall be allowed and players allowed to compete using proper body position skills. However, any deliberate body checks shall be penalized accordingly. If a body check is delivered for the purpose of intimidation, a major penalty should be assessed to the offending player.

In classifications where body checking is allowed, the purpose of the check shall be to separate the opponent from the puck and officials should strictly penalize any illegal actions such as boarding, charging and a late avoidable body check to a player who is no longer in possession and control of the puck.

Players are encouraged to develop a deep sense of respect for all (opponents and officials) while endeavoring to enjoy the sport and improve their playing ability. Each player is expected to use proper skill and technique when engaging in any type of body contact.

Coaches are responsible for instructing their players to play the sport in a safe and sportsmanlike manner. To that end, coaches are directed to teach only those skills necessary to allow for proper and legal body contact.

Officials should be diligent and confident when officiating the sport. Each official should enforce all playing rules fairly and respectfully with the safety of the players and the best interest of the game in mind. Players must be held accountable for dangerous and illegal actions with the proper enforcement of the rules at all times.

Spectators are encouraged to support their teams while showing respect for all players, coaches, officials and other spectators.

Standard of Play and Rule Emphasis

USA Hockey will continue to observe the Standard of Play and Rule Emphasis for retraining fouls adopted in June 2006. The goal is to reduce restraining infractions in the game, allowing the skill levels of the participants to determine the outcome of a game and to increase participant enjoyment.

In addition, USA Hockey has adopted a Body Checking Standard of Play and Rule Emphasis for immediate implementation at all levels of play. This goal is to enhance player skill development by reducing intimidating infractions designed to punish the opponent. Proper enforcement of this standard will improve the proper skill of legal body contact or legal body contact at all levels of play.

Conclusion

Hockey should be enjoyed by all participants. To that end, all participants and spectators should observe a level of personal behavior that demonstrates respect for all. The USA Hockey Officiating and Coaching Education programs will continue to increase awareness among all officials and coaches with regard to these Points of Emphasis and the Standard of Play and Rule Enforcement.

Standard of Play and Rule Emphasis – Body Checking

Through the standard of rules enforcement, our game will continue to allow the opportunity for improved skill development and a more positive hockey environment for all participants. The mission of USA Hockey is clear; through this new initiative a greater emphasis will be placed on skating, puck possession and the proper use of the body to establish position and legally gain a competitive advantage.

The goal of the enforcement standard is to create an environment that enhances player skill development by reducing intimidating infractions designed to punish the opponent. This standard is designed to improve the proper skill of legal body checking or contact at all levels of play and will not remove the physical component from the game. A hard body check or using body contact/position (non-checking classifications) to gain a competitive advantage over the opponent should not be penalized as long as it is performed within the rules. The focus of the body check should be to separate the opponent from the puck.

The principles of this enforcement standard include the following:

- The purpose of a body check is to separate the opponent from the puck.
- Only the trunk (hips to shoulders) of the body shall be used to deliver a body check.
- The check must be delivered to the trunk (hips to shoulders) and directly from in front or the side of the opponent.
- Players who use their physical skills and/or anticipation and have a positional advantage shall not lose that advantage provided they use their body to check the opponent within the rules.
- Players will be held accountable for acts of an intimidating or dangerous nature.

Enforcement Standard – These penalties are to be called with very strict enforcement.

BODY CHECKING (Non-Checking Classifications)

A player cannot deliver a body check to any player while participating in a non-checking classification. Examples include:

- Makes deliberate physical contact with an opponent with no effort to legally play the puck.

- Uses overt hip, shoulder or arm contact with the opponent to physically force them off the puck.
- Physically impedes the progress of the opponent with hips, shoulders or torso without establishing legal body contact and having no intent of playing the puck.

BOARDING

A player cannot commit any infraction, including body checking, for the purpose of intimidation or punishment that causes their opponent to go violently or excessively into the boards. Examples include:

- Accelerating through the check to a player who is in a vulnerable position off of the boards that causes them to go violently into the boards.
- Driving an opponent excessively into the boards with no focus on or intent to play the puck.
- Any other infraction (tripping, cross-checking, charging etc.) that causes the opponent to go violently and excessively into the boards.

CHARGING

A player cannot take more than two fast strides or travel an excessive distance to accelerate through a body check for the purpose of punishing the opponent. Examples include:

- Running or jumping into the opponent to deliver a check.
- Accelerating through a check for the purpose of punishing the opponent.
- Skating a great distance for the purpose of delivering a check with excessive force.

CHECKING FROM BEHIND

A player cannot deliver a body check to an opponent directly from behind, or diagonally from behind. The onus is on the player delivering the check to not hit from behind. Examples include:

- Body checking or pushing an opponent from behind directly into the boards or goal frame or in open ice.

HEAD CONTACT

A player cannot contact an opponent in the head, face or neck, including with the stick or any part of the players body or equipment. The onus is on the player delivering the check, regardless as to size differential, to not make contact in the head/neck area of the opponent. Examples include:

- A body check delivered with any part of the body that makes direct contact with the head or neck area.
- The use of the fore arm or hands to deliver a check to the head or neck area of the opponent.

ROUGHING

A player cannot use the hands, stick or extension of the arms to body check an opponent or deliver an avoidable body check to a player who is not in possession and control of the puck. Examples include:

- Intentionally playing the body of an opponent who does not have possession and control of the puck.
- Delivering an avoidable check to a player who has already relinquished control of the puck by a pass or shot. This is oftentimes referred to as “finishing” the check.
- Any avoidable contact after the whistle shall be penalized strictly, including scrum situations around the goal or along the boards. Officials are instructed to assess an additional penalty to those players acting as the aggressor or who instigates any contact after the whistle.

SUMMARY

All USA Hockey members must demonstrate awareness and support for the application, spirit and the respect of the rules in order for continued improvement in the game of hockey. At the same time, it is important to remember that:

- A player is entitled to use proper body position and body contact in all age classifications in order to gain a competitive advantage.
- Players are allowed to compete for body position using their strength and balance in front of the goal or along the boards.
- In classifications where body checking is allowed, the focus of the body check must be to separate the opponent from the puck.

Standard of Play and Rule Emphasis – Restraining Fouls

Through the standard of rules enforcement, our game will continue to allow the opportunity for improved skill development and a more positive hockey environment for all participants. The mission of USA Hockey is clear; through this new initiative a greater emphasis will be placed on skating, puck possession and the proper use of the body to establish position and a competitive advantage.

The goal of the enforcement standard is to reduce restraining infractions in the game and not to remove legal body checking or body contact. A hard body check or using body contact/position (non-checking classifications) to gain a competitive advantage over the opponent should not be penalized as long as it is performed within the rules.

The principles of the continued enforcement standard include the following:

- The use of the stick will be limited to only playing the puck.
- The stick will not be allowed to in any way impede a player's progress.
- The use of a free hand/arm will not be allowed to grab or impede a player's progress.
- Players who use their physical skills and/or anticipation and have a positional advantage shall not lose that advantage as a result of illegal acts by the opponent.
- Players will be held accountable for acts of an intimidating or dangerous nature.

Enforcement Standard – These penalties are to be called with very strict enforcement.

HOOKING

A player cannot use his/her stick against an opponent's body (puck carrier or non-puck carrier) to gain a positional advantage.

Examples include:

- Tugs or pulls on the body, arms or hands of the opponent which allows for the space between the players to diminish.
- Placing the stick in front of the opponent's body and locking on – impeding the opponent's progress or causing a loss of balance.

- Stick on the hand/arm that takes away the ability for the opponent to pass or shoot the puck with a normal amount of force.

TRIPPING

A player cannot use his/her stick on the legs or feet of an opponent in a manner that would cause a loss of balance or for them to trip or fall. Examples include:

- Placing the stick in front of the opponent's legs for the purpose of impeding progress, even if on the ice, with no effort to legally play the puck.
- Placing the stick between the legs of the opponent (can opener/corkscrew) that causes a loss of balance or impedes the progress of the opponent.

HOLDING

A player cannot wrap his/her arms around an opponent or use a free hand to clutch, grab or hold the stick, jersey or body on the opponent in a manner that impedes their progress. Examples include:

- Wrapping one or both arms around the opponent along the boards in a manner that pins them against the boards and prevents them from playing the puck or skating.
- Grabbing the opponent's body, stick or sweater with one or both hands.
- Using a free arm/hand to restrain or impede the opponent's progress.

INTERFERENCE

A player cannot use his/her body ("pick" or "block") to impede the progress of an opponent with no effort to play the puck, maintain normal foot speed or established skating lane. Examples include:

- Intentionally playing the body of an opponent who does not have possession or possession and control of the puck.
- Using the body to establish a "pick" or "block" that prevents an opponent from being able to chase a puck carrier.
- Reducing foot speed or changing an established skating lane for the purpose of impeding an opponent from being able to chase a puck carrier.

SLASHING

The use of the stick will be limited to only playing the puck. Any stick contact, as a result of a slashing motion, to the hands/ arms or

body of the opponent will be strictly penalized. In addition, hard slashes to the upper portion of the stick (just below the hands) of an opponent, with no attempt to legally play the puck, shall also be penalized.

CONCLUSION

All USA Hockey members must demonstrate awareness and support for the application, spirit and the respect of the rules in order for continued improvement in the game of hockey. At the same time, it is important to remember that:

- Player is entitled to the ice he/she occupies as long as they are able to maintain their own foot speed and body position between opponent and puck.
- Players are allowed to compete for body position using their strength and balance in front of the goal or along the boards.

Coaches are expected to teach proper skills and hold their players accountable for illegal and dangerous actions, regardless as to whether they are properly penalized, or not.

Parents are expected to support the decisions of the officials and support the coaches in teaching the proper skills in a safe and positive environment.

Officials shall enforce a strict penalty standard according to the guidelines that have been established.

Players are expected to compete within the playing rules.

Administrators are expected to hold players, coaches, officials and parents accountable for their actions in an effort to promote a safe and positive environment for all participants.

All members of USA Hockey share an equal responsibility to ensure the integrity of the game is upheld. The onus to incorporate change is not only on the officials, but also on administrators, coaches, parents and players, as well.

For Casebook situations and interpretations that are specific to USA Hockey's Standard of Play and Rule Emphasis Initiative, please refer to Appendix VI of the Official Playing Rules Book.

Philosophy of Youth Hockey

As hockey has expanded from the typical hotbeds of Massachusetts, Michigan, and Minnesota to where the game is now played in all 50 states, USA Hockey knew it was essential to put forth a consistent development model that associations nationwide could utilize.

It was in January of 2009 that USA Hockey introduced the **American Development Model** to positively affect the development landscape of youth hockey in the United States.

The ideas of play, love and excel are the foundation that the ADM is built on. Once the kids are on the ice and playing, the game itself can only take them so far. There need to be reasons to love the game. And if all they're doing is playing hockey 365 days a year, there's a good chance the game they're supposed to love becomes more of a chore than a passion. That amount of exposure too early on can put undue stress and pressure on them and give the kids plenty of reasons not to love hockey.

PLAY

Playing the game is where kids learn that the game is, in its simplest form, fun. By mixing in age-appropriate training and practice with an introduction to skills and athleticism, kids will have even more fun. And to keep it fun, there should be a low priority placed on winning and losing and a high priority placed on just introducing the game to a young kid.

LOVE

Once kids learn to play the game and begin to develop skills and athleticism, hockey begins to take priority among their other activities. Skills become more refined, their physical and mental makeup is stronger and the friendships they developed early on continue to grow. The games become more important, and hockey in general becomes a bigger part of their lives.

EXCEL

Now that they play and love the game, a higher premium can be placed on excelling at it. Tougher competition and more of a focus on mastering skills play an increased role in their development. Hockey starts to take a larger priority over other activities. But, above all, the game is still fun and the friendships that were forged back in Mites are as strong as ever. The bottom line is that if we can

give kids reasons to stick with the game, we can unlock their potential and help them excel at the game they play and love.

For complete information on the American Development Model and its focus on long-term athlete development principles, visit ADMKids.com.

Codes of Conduct

Administrator's Code of Conduct

- Follow the rules and regulations of USA Hockey and your association to ensure that the association's philosophy and objectives are enhanced.
- Support programs that train and educate players, coaches, parents, officials and volunteers.
- Promote and publicize your programs; seek out financial support when possible.
- Communicate with parents by holding parent/player orientation meetings as well as by being available to answer questions and address problems throughout the season.
- Work to provide programs that encompass fairness to the participants and promote fair play and sportsmanship.
- Recruit volunteers, including coaches, who demonstrate qualities conducive to being role models to the youth in our sport.
- Encourage coaches and officials to attend USA Hockey clinics and advise your board members of the necessity for their training sessions.
- Make every possible attempt to provide everyone, at all skill levels, with a place to play.
- Read and be familiar with the contents of the *USA Hockey Annual Guide* and USA Hockey's official playing rules.
- Develop other administrators to advance to positions in your association, perhaps even your own.

Coach's Code of Conduct

- Winning is a consideration, but not the only one, nor the most important one. Care more about the child than winning the game. Remember, players are involved in hockey for fun and enjoyment.
- Be a positive role model to your players. Display emotional maturity and be alert to the physical safety of players.
- Be generous with your praise when it is deserved; be consistent and honest; be fair and just; do not criticize players publicly; learn to be a more effective communicator and coach; don't yell at players.
- Adjust to personal needs and problems of players; be a good listener; never verbally or physically abuse a player or official; give all players the opportunity to improve their skills, gain confidence and develop self-esteem; teach players the basics.

- Organize practices that are fun and challenging for your players. Familiarize yourself with the rules, techniques and strategies of hockey; encourage all your players to be team players.
- Maintain an open line of communication with your players' parents. Explain the goals and objectives of your association.
- Be concerned with the overall development of your players. Stress good health habits and clean living.
- To play the game is great, to love the game is greater.

On-Ice Official's Code of Conduct

- Act in a professional and businesslike manner at all times and take your role seriously.
- Strive to provide a safe and sportsmanlike environment in which players can properly display their hockey skills.
- Know all playing rules, their interpretations and their proper application.
- Remember that officials are teachers. Set a good example.
- Make your calls with quiet confidence; never with arrogance.
- Manage and help to control games in cooperation with the coaches to provide a positive and safe experience for all participants.
- Violence must never be tolerated.
- Be fair and impartial at all times.
- Answer all reasonable questions and requests.
- Adopt a "zero tolerance" attitude toward verbal or physical abuse.
- Never use foul or vulgar language when speaking with a player, coach or parent.
- Use honesty and integrity when answering questions.
- Admit your mistakes when you make them.
- Never openly criticize a coach, player or fellow official.
- Keep your emotions under control.
- Use only USA Hockey-approved officiating techniques and policies.
- Maintain your health through a physical conditioning program.
- Dedicate yourself to personal improvement and maintenance of officiating skills.
- Respect your supervisor and his/her critique of your performance.

Parent's Code of Conduct

- Do not force your children to participate in sports, but support their desires to play their chosen sports. Children are involved in organized sports for their enjoyment. Make it fun.
- Encourage your child to play by the rules. Remember, children learn best by example, so applaud the good plays of both teams.
- Do not embarrass your child by yelling at players, coaches or officials. By showing a positive attitude toward the game and all of its participants, your child will benefit.
- Emphasize skill development and practices and how they benefit your young athlete. De-emphasize games and competition in the lower age groups.
- Know and study the rules of the game and support the officials on and off the ice. This approach will help in the development and support of the game. Any criticism of the officials only hurts the game.
- Applaud a good effort in both victory and defeat, and enforce the positive points of the game. Never yell or physically abuse your child after a game or practice – it is destructive. Work toward removing the physical and verbal abuse in youth sports.
- Recognize the importance of volunteer coaches. They are important to the development of your child and the sport. Communicate with them and support them.
- If you enjoy the game, learn all you can about hockey – and volunteer.

Player's Code of Conduct

- Play for fun.
- Work hard to improve your skills.
- Be a team player – get along with your teammates.
- Learn teamwork, sportsmanship and discipline.
- Be on time.
- Learn the rules and play by them. Always be a good sport.
- Respect your coach, your teammates, your parents, opponents and officials.
- Never argue with an official's decision.

Spectator's Code of Conduct

- Display good sportsmanship. Always respect players, coaches and officials.
- Act appropriately; do not taunt or disturb other fans; enjoy the game together.
- Cheer good plays of all participants; avoid booing opponents.
- Cheer in a positive manner and encourage fair play; profanity and objectionable cheers or gestures are offensive.
- Help provide a safe and fun environment; throwing any items on the ice surface can cause injury to players and officials.
- Do not lean over or pound on the glass; the glass surrounding the ice surface is part of the playing area.
- Support the referees and coaches by trusting their judgment and integrity.
- Be responsible for your own safety – be alert to prevent accidents from flying pucks and other avoidable situations.
- Respect locker rooms as private areas for players, coaches and officials.
- Be supportive after the game – win or lose. Recognize good effort, teamwork and sportsmanship.

Zero Tolerance Policy

In an effort to make ice hockey a more desirable and rewarding experience for all participants, USA Hockey instituted a zero tolerance policy beginning with the 1992-93 season. This policy requires all players, coaches, officials, team officials and administrators and parents/spectators to maintain a sportsmanlike and educational atmosphere before, during and after all USA Hockey-sanctioned games.

Thus, the following points of emphasis must be implemented by all referees and linesmen:

Players

A minor penalty for unsportsmanlike conduct (zero tolerance) shall be assessed whenever a player:

- 1) Openly disputes or argues any decision by an official.
- 2) Uses obscene or vulgar language at any time, including any swearing, even if it is not directed at a particular person.
- 3) Visually demonstrates any sign of dissatisfaction with an official's decision. Any time that a player persists in any of these actions, they shall be assessed a misconduct penalty. A game misconduct shall result if the player continues such action.

Coaches

A minor penalty for unsportsmanlike conduct (zero tolerance) shall be assessed whenever a coach:

- 1) Openly disputes or argues any decision by an official.
- 2) Uses obscene or vulgar language in a boisterous manner to anyone at any time.
- 3) Visually displays any sign of dissatisfaction with an official's decision including standing on the boards or standing in the bench doorway with the intent of inciting the officials, players or spectators.

Any time that a coach persists in any of these actions, he/she shall be assessed a game misconduct penalty.

Officials

Officials are required to conduct themselves in a businesslike, sportsmanlike, impartial and constructive manner at all times. The actions of an official must be above reproach. Actions such as “baiting” or inciting players or coaches are strictly prohibited.

Officials are ambassadors of the game and must always conduct themselves with this responsibility in mind.

Parents/Spectators

The game will be stopped by game officials when parents/spectators displaying inappropriate and disruptive behavior interfere with other spectators or the game. The game officials will identify violators to the coaches for the purpose of removing parents/spectators from the spectator’s viewing and game area. Once removed, play will resume. Lost time will not be replaced and violators may be subject to further disciplinary action by the local governing body. This inappropriate and disruptive behavior shall include:

- 1) Use of obscene or vulgar language in a boisterous manner to anyone at any time.
- 2) Taunting of players, coaches, officials or other spectators by means of baiting, ridiculing, threat of physical violence or physical violence.
- 3) Throwing of any object in the spectators viewing area, players bench, penalty box or on ice surface, directed in any manner as to create a safety hazard.

Note to Reader

Please note that the shaded text within this edition of the Official Rules signifies an adjustment within that particular text. Additionally, the words “he,” “him” and “his” are used to include both male and female participants.

SECTION ONE
THE RINK



Rule 101 Rink

(Note) This section of the rulebook refers to minimum and maximum guidelines for an ice hockey rink as recommended by USA Hockey. For more precise dimensions and facility requirements, please refer to the ASTM Standard Guide for Ice Hockey Playing Facilities (F 1703-04).

- (a) The game of "Ice Hockey" shall be played on an ice surface known as a "RINK."

Rule 102 Dimensions of Rink

- (a) As nearly as possible, the dimensions of the rink shall be 200 feet long and 85-100 feet wide. The corners shall be uniformly rounded in the arc of a circle with a radius of 23 feet minimum to 28 feet maximum.

For regional playoffs and national championships the ice surface dimensions shall be not less than 185 feet by 85 feet.

- (b) The rink shall be surrounded by a wooden or fiberglass wall or fence, known as the "BOARDS." The boards shall be constructed in such a manner that the surface facing the ice shall be smooth and free of any obstruction. The ideal height of the boards shall be 42 inches above the ice surface, but shall not be less than 40 inches or more than 48 inches. It is recommended that the kickplate at the bottom of the boards be yellow.

All doors giving access to the playing area must swing away from the ice surface.

- (c) It is recommended that the entire rink, including players and penalty benches, be enclosed by protective safety glass, or other protective screens, designed to separate players from spectators. This protective glass shall be mounted on the boards on the side away from the playing surface.

It is strongly recommended that protective netting be used above the glass.

Rule 103 Goal Line and Goals

- (a) The "GOAL LINE" shall be placed eleven feet from the end boards and extend across the width of the ice and vertically up the side boards.
- A cross-ice goal line may be placed nine feet three inches from all side boards in each of the three zones. The line shall measure three feet on both sides of the center point of each zone.
- All goal lines shall be red in color and two inches wide.
- (b) A regulation goal frame shall be placed at the center of the goal line. The goal frame shall be set in a manner to remain stationary during the progress of the game. If applicable, the goal posts shall be anchored in a manner that would permit the goal posts to become dislodged when hit by a reasonable degree of force created by the player when sliding or being checked into the posts.
- (c) The goal frame, including cross bar, should be of approved design and material and extend four feet high from the ice surface and set six feet wide when measured from the inside of the posts. A net of approved design should be attached to each goal frame in a manner in which to prevent the puck from going completely through the frame.
- (d) The goal posts and cross bar shall be painted red in color while all other exterior surfaces shall be painted white. The ice surface, enclosed by the goal line and the base of the goal, shall be white in color.

Rule 104 Goal Crease and Goalkeeper's Privileged Area

- (a) In front of each goal a "GOAL CREASE" area shall be marked by a red line and shall be laid out as follows: A semi-circle line six feet (6') in radius and two inches in width shall be drawn using the center of the goal line as the center point.
- In addition, one foot (1') outside of each goal post, a two inch (2") line shall be painted that extends to the edge of the semicircle line. These lines shall be at right angles to the goal line and the area inside these lines shall be painted light blue in color. On the side of these crease lines, four feet (4') from the goal line, a five inch (5") line shall be extended into the blue area.

The goal crease area shall include all the space outlined by the semi-circular crease lines (including crease lines) and extending vertically to the level of the top of the goal frame.

An optional cross-ice goal crease may be marked in front of each cross-ice goal line. A semi-circle three feet in radius from the center point of the goal line shall be marked with a red line.

- (b) The goalkeeper's "PRIVILEGED AREA" is an area outlined by connecting the end zone face-off spots with an imaginary line and imaginary lines perpendicular to the end boards. (For the goalkeeper's privileges within this area, see Rules 606(b) Note, Charging and 612(b), Falling on Puck).
- (c) The goalkeeper warm-up area is the Goalkeeper's Privileged Area extended to include the area formed by a line from each end zone face-off spot to where the goal line meets the side boards (see rink diagram).

For a violation of this rule, after a warning, the offending team shall be assessed a bench minor penalty.

Rule 105 Division of Ice Surface

- (a) The ice area between the two goal lines shall be divided into three parts by lines across the ice surface, 12 inches wide and blue in color, parallel to the goal line and continued vertically up the side boards. These lines shall be measured 64 feet from the edge of the goal line closest to the end boards to the furthest edge of the blue line.

These three parts shall be identified as the "DEFENDING ZONE" (the area in which the goal each team defends is placed), the "NEUTRAL ZONE" (the center area between the blue lines) and the "ATTACKING ZONE" (the area farthest from the defending goal). The blue line shall be considered part of the zone that the puck is in.

- (b) There shall also be a "CENTER LINE," 12 inches in width and red in color, drawn completely across the ice surface in center ice, parallel with the goal lines and continued vertically up the side of the boards. The outer edges of the red line must be continuous.

Rule 106 Face-Off Spots and Circles

- (a) A circular blue spot, 12 inches in diameter, shall be marked exactly in the center of the rink. A circle of 15 feet radius, measured from the center of the spot to the outside edge of the circle, shall be marked using a blue line.
- (b) Two red circles two feet in diameter shall be marked on the ice in the Neutral Zone 22 feet from the center of the ice surface and 5 feet from the near edge of each blue line. Within each face-off spot shall be marked two parallel lines 4 inches from the top and bottom of the spot with the area between the two lines painted red.
- (c) In both End Zones and on both sides of each goal, two red circles two feet in diameter shall be marked on the ice 22 feet from the center of the ice surface and 20 feet from the near edge of the goal line. Within each face-off spot shall be marked two parallel lines 4 inches from the top and bottom of the spot with the area between the two lines painted red.

One foot away from the outer edges of the face-off spot and parallel to the side boards, two red lines 18 inches apart and 4 feet in length shall be drawn. From the outer edge of each line closest to the face-off spot and parallel to the end boards, a line 2 feet 10 inches shall be drawn.

A circle of 15 feet radius, measured from the center of each spot, shall be marked using a red line, which is included in the radius. On both sides of each circle shall be two lines 2 feet long and 3 feet apart.

All lines shall be 2 inches in width.

Rule 107 Players' Bench

- (a) Each rink shall provide players benches that are uniform for both teams. These benches should be located on the same side of the ice (opposite the penalty benches) in the Neutral Zone. Each bench should be 24 feet in length, in order to accommodate 14 players on each team, and separated by a reasonable distance or divider. Where physically possible, each players' bench shall have two doors, one at each end, which are preferably located in the Neutral Zone.
- (b) Only players in uniform and properly rostered Team Officials may occupy the players' bench.

Rule 108 Penalty Bench/Referee's Crease

- (a) Each rink shall provide penalty benches that are uniform for both teams. These benches should be located on the same side of the ice (opposite the players' benches) in the Neutral Zone. Each bench should be 10 feet in length, in order to accommodate up to six players on each team, with a door to the ice surface and separated by a reasonable distance or divider.
- (b) Only penalized players, or off-ice official(s), are permitted to occupy the penalty bench. Play shall not continue until any unauthorized persons have been removed.
- (c) A semicircle of 10 feet radius and two inches in width shall be known as the Referee's Crease shall be marked on the ice immediately in front of the Penalty Timekeeper.

Rule 109 Signal and Timing Devices

- (a) Each rink shall provide a siren or other suitable sound device for the use of Timekeepers.
- (b) Each rink shall provide a timing device for the purpose of keeping all parties accurately informed as to the time remaining in each period and/or to be served for each penalty.
- (c) For games where goal judges are used, a signaling device will be placed behind each goal.
- (d) Where automatic lights are available, a red light will indicate a goal has been scored and a green light will signal the end of a period.
- (e) It is the responsibility of the on-ice officials to determine if a goal has been scored at the end of a period regardless of the use of signaling devices.

CASEBOOK FOR THE RINK

RULE 101 RINK

→ Situation 1

Can a game be played on a rink that does not adhere to USA Hockey's recommended dimensions or on an ice surface that does not adhere to the proper ice markings?

Yes. Rule Reference Section 1.

Although rinks that do not adhere to USA Hockey's recommended dimensions may not be eligible to host state, district or national tournament games, the spirit and intent of the rule is to allow the game to be played as long as the rink is in good condition and provides a safe playing environment.

RULE 102 DIMENSIONS OF RINK

→ No situations.

RULE 103 GOAL LINE AND GOALS

→ Situation 1

During a scramble around the goal, the back end of the goal frame is accidentally lifted off the ice for a brief moment, but the goal posts remain properly positioned on the goal line. The moment the back of the goal lifts off the ice, a pass from behind the goal goes under the goal frame and directly out in front of the goal and an attacking player legally shoots the puck into the goal. Is the goal considered to be legal?

No. Rule Reference 103(b).

It is not necessary for the Referee to blow the whistle every time the goal frame momentarily lifts off the ice while the posts are in the proper position. However, it is not reasonable to allow a pass to take place that goes under the goal frame that has been lifted. In this instance, play should be stopped and a last play face-off occur.

→ Situation 2

For icing purposes, how high does the goal line extend?

Indefinitely. Rule References 103(a) and 624(Note).

The goal line extends horizontally across the entire width of the rink and visibly up the side boards. Vertically, the goal line extends as high as the puck can travel.

→ Situation 3

Is the two inch thickness of the red goal line considered to be a part of the goal line?

Yes. Rule Reference 103(a) and 624 (Note).

The thickness of the goal line is considered to be a part of the line. In order for a goal to be allowed or Icing to be called, the entire puck must completely cross the edge closest to the end boards.

→ Situation 4

Do the principles of the goal line and goal crease apply to the cross-ice goal line and crease in the same manner?

Yes. Rule Reference 103(a) and 104(a).

If used, the cross-ice goal lines and crease would be handled the same way as the rule applying to the regular goal line and crease.

RULE 104 GOAL CREASE AND GOALKEEPER'S PRIVILEGED AREA**→ Situation 1**

Is the two inch red line outlining the goal crease considered to be a part of the goal crease?

Yes. Rule Reference 104(a).

The goal crease area includes the space bounded by the outside edges of the semi-circular crease lines.

→ Situation 2

How is the “goal crease” to be interpreted if playing a game in an arena with a different goal crease design?

All rulings must be made based on the USA Hockey standard crease. Rule Reference 104(a).

In many rinks, there may also be creases marked that are different from the USA Hockey goal crease. In situations where the USA Hockey crease is not outlined, the official will need to mentally outline where the USA Hockey crease would be if properly marked. In many cases, only a truncated version of the crease is shaded blue, but the edges of the USA Hockey crease are still marked with a red line. This area must be considered part of the crease even though it may not be shaded blue.

→ Situation 3

Does the goalkeeper’s Privileged Area include the area behind the goal line?

Yes. Rule Reference 104(b).

The goalkeeper’s Privileged Area extends to the closer end boards.

RULE 105 DIVISION OF ICE SURFACE**→ Situation 1**

In which zone are the blue lines considered to be a part?

The zone in which the puck is located. Rule Reference 105(a). For application, see Rule 630 - Off-Sides.

The blue line may be a part of the Neutral Zone and then switch to be a part of the Attacking/Defending Zone based on the location of the puck. The determining edge of the blue line is always the edge further from the zone in which the puck is located.

→ Situation 2

In which half of the ice is the center red line located?

The half in which the puck is located. Rule Reference 105(b).

Similar to the blue line, the determining edge of the center red line is always the edge further from the half of the ice in which the puck is located.

RULE 106 FACE-OFF SPOTS AND CIRCLES**→ No situations.****RULE 107 PLAYERS' BENCH****→ No situations.****RULE 108 PENALTY BENCH/REFEREE'S CREASE****→ Situation 1**

In an arena that has the penalty benches located directly next to the players' benches, which penalty bench shall be designated for the home team?

The penalty bench closer to the home team's players' bench. Rule Reference 108(a).

Keeping the players of opposing teams separated as much as possible while they are off the ice decreases the risk of off-ice confrontations that could occur if a penalized player were placed in a penalty bench located adjacent to the opponent's players' bench.

→ Situation 2

Why are spare goalkeepers and extra players not permitted to occupy the penalty bench?

The area may be unsupervised and allowing non-penalized players on the penalty bench may create confusion as to on-ice numerical strength. Rule Reference 108(b).

→ Situation 3

What is the purpose of the Referee's Crease?

To provide an area where On-Ice and Off-Ice Officials can converse with each other without player interference. Rule References 108(c).

RULE 109 SIGNAL AND TIMING DEVICES**→ Situation 1**

During the middle of the first period the timekeeper accidentally blows the horn. What procedure should the On-Ice Officials follow?

Stop play immediately. Rule Reference 109(a).

As always, safety is one of our major concerns during all USA Hockey games. Play is dead the instant the horn blows, and the On-Ice Officials must blow their whistles to ensure that all participants are aware of this situation. The ensuing face-off will be conducted at the last play face-off location.

→ Situation 2

A goal is scored with one second remaining in the period, but the buzzer sounds to end the period before the timekeeper can stop the clock. The goal is allowed, but should the ensuing face-off take place?

No. Rule References 109(a & b).

It is not necessary for the Referee to conduct the center ice face-off. The players may use the face-off as an opportunity to start an altercation, and the sounding of the buzzer signifies the end of a period.

→ Situation 3

A face-off occurs with ten seconds remaining in the period. As play begins, one of the On-Ice Officials notices that the clock has not started. Should the Official stop play immediately to remedy the situation.

No. Rule Reference 109(b).

As soon as the Official notices that the clock has not started, he must begin counting down the remaining seconds in his head. If he counts down to 0:00 and the period should have ended but didn't, he must stop play to end the period.

If the Official properly counts down to 0:00 in the above situation, but does not stop the play for whatever reason, any goal that has been scored after he counts down to 0:00 shall be disallowed.

➔ **Situation 4**

The horn sounds to end a period; however, the clock shows two seconds remaining. Is the period over?

Yes. Rule Reference 109(e).

Whenever the timing device is equipped with an automatic sounding alarm that signifies the end of a period, the "sound" shall be considered the end of the period, even though the clock may show minimal time remaining.

Conversely, if play stops with 0:00 showing on the clock but the horn has not sounded, the game shall continue until the sound occurs or until it becomes obvious that the horn is not functioning properly.

It is critical for all on-ice officials to be aware of the time at the end of each period. It is also critical to follow proper officiating procedures to enable the officials to make the proper decision as to the puck crossing the goal line prior to or after the end of a period.

SECTION TWO
TEAMS



Rule 201 **Composition of Teams**

- (a) A team must start a game with a minimum of six players. Any time that a team has been reduced to less than four players, the game shall be declared a forfeit.
A maximum of 20 players, in which not more than 18 are skaters, shall be permitted to play in the game.
- (b) Each team shall designate on the scoresheet a Head Coach prior to the start of the game. The Head Coach shall be in control of and responsible for the actions of all team personnel, including players.
A team may have up to four Team Officials on the players' bench.
If at any time during the game, through penalties, illness, or any other reasons, there are no Team Officials on the players' bench to be in control of and responsible for the team, the game shall continue provided there is adult supervision on the bench. If no adult supervision is available, the referee shall suspend the game and submit a report to the proper authorities.
- (c) Any Team Official serving a suspension penalty may not sit near the bench of his team, nor in any way attempt to direct the play of his team.

Rule 202 **Captain of Team**

- (a) Prior to the start of the game, each team shall designate one Captain and not more than two Alternates on the scoresheet. Only one of these designated players shall have the privilege of discussing with the Referee any questions relating to interpretation of rules that may arise during the progress of a game. No goalkeepers shall be entitled to exercise the privileges of Captain.
Each designated player should wear the letter "C" or "A," approximately three inches in height and in contrasting color, on the front of the sweater.
- (b) Any Captain who comes off the bench and protests or intervenes with the Officials for any purpose shall be assessed a minor penalty for unsportsmanlike conduct.

Rule 203 **Players in Uniform**

- (a) Prior to the start of each game the Manager or Coach of each team shall designate on the scoresheet the players and goalkeepers who shall be eligible to play in the game.
- Once the game has started, an eligible player or goalkeeper may be added to the scoresheet during a stoppage of play provided no players are deleted from the game roster and maximum roster size has not been exceeded. The offending team shall be assessed a bench minor penalty for illegal substitution for each player added.
- (b) Each player and goalkeeper on the game roster shall wear a visible individually identifying number (only whole numbers 0-99 inclusive) that is proportionate to the size of the participants.
- All players of each team shall be dressed uniformly.
- (c) It is recommended that each team shall have a substitute goalkeeper who shall be fully dressed and equipped to play. Each team shall be allowed one goalkeeper on the ice at any time during the game.
- (d) Except when all goalkeepers are incapacitated, no player on the game roster shall be permitted to wear the equipment of the goalkeeper. If a team has no designated goalkeeper who is able to continue, the team must immediately appoint a temporary goalkeeper (see Glossary) or place an additional skater on the ice who shall not have goalkeeper's privileges.

Rule 204 **Playing Lineup**

- (a) Upon the Referee's signal prior to the start of a period and following any stoppage of play, the visiting team shall have five seconds to place a lineup on the ice. The home team is then provided 5 seconds to place their lineup on the ice. Once the substitutions have occurred, no additional changes may be made until play has resumed, unless a penalty has been imposed.
- If there is any undue delay by either team in placing their lineup on the ice, the Referee shall warn the offending team. Any subsequent delay by the same team will result in a minor penalty for delay of game. (Also see Rule 633, Refusing to Start Play.)

- (b) When the substitute goalkeeper enters the game he will take his position without delay and no warm-up shall be permitted, except when either team uses its Time-out under Rule 636(f). The original goalkeeper may not return to play until the next stoppage of play. For a violation, the offending team shall be assessed a bench minor penalty for illegal substitution.

Rule 205 Change of Players

- (a) Players may be changed at any time from the players' bench, provided that the player or players leaving the ice shall always be at the players' bench and out of the play before any change is made. If either the player entering or leaving the game deliberately plays the puck in any manner or makes physical contact with an opposing player while the retiring player is actually on the ice, then a bench minor penalty for "too many players on the ice" shall be assessed.

If, in the course of a substitution, either the player entering the play or the player retiring is struck by the puck accidentally, the play will not be stopped and no penalty shall be called.

- (b) A goalkeeper may be changed for another player (who shall not have goalkeeper privileges) at any time provided the goalkeeper is at the bench and out of play prior to the substitute entering the ice. If the substitution is made prematurely, there shall be no time penalty assessed. However, the resulting face-off will take place at the center face-off spot unless play was stopped with the play in the offending team's defending half of the ice, in which case the face-off will take place where play was stopped, unless otherwise specified in the rules.

When a goalkeeper leaves his goal area and proceeds to his players' bench for the purpose of substituting another player, the rear Linesman shall be responsible to see that the substitution made is legal. If the substitution is made prematurely, the Linesman shall stop the play immediately unless the non-offending team has possession of the puck, in which event the stoppage will be delayed until a change in possession take place.

- (c) A goalkeeper may be substituted for by another goalkeeper during play with full goalkeeper privileges.

During a stoppage of play a goalkeeper may not go to his players' bench without the permission of the Referee unless he is substituted for by another player or goalkeeper.

When a substitution for the goalkeeper has been made under this rule, the goalkeeper shall not resume his position until the next stoppage of play, except that he shall be permitted immediate re-entry into the game when any penalty is imposed.

For a violation of this rule a bench minor penalty for illegal substitution shall be assessed.

- (d) A player serving a penalty on the penalty bench, whose penalty has expired, must proceed by way of the ice and be at his players' bench before any substitution can be made.
- (e) If there are less than two minutes remaining in regulation time or anytime during overtime and a minor or bench minor penalty is imposed for deliberate illegal substitution, such as too many players on the ice or leaving the penalty bench too soon, a penalty shot/optional minor penalty shall be assessed against the offending team.

(Note) The intent of this rule is to award a penalty shot/optional minor only when the extra player(s) are "deliberately" put on the ice. When a substitution error is made and there are too many players on the ice, the normal bench minor penalty shall be assessed regardless of the time remaining in the game.

Rule 206 Injured Players

- (a) When a player is injured or compelled to leave the ice during a game, he may retire from the game and be replaced by a substitute under the player substitution rules.

When a player is injured and is unable to continue play or go to his bench, play shall be stopped immediately unless the opposing team is in possession of the puck, in which case play shall not be stopped until a change of possession has occurred.

In the case where it is obvious that a player has sustained a serious injury, the Referee and/or Linesman may stop the play immediately.

A player other than a goalkeeper, whose injury appears serious enough to warrant the stoppage of play, may not participate further in the game until the completion of the ensuing face-off.

- (b) If a goalkeeper sustains an injury or becomes ill he must be ready to resume play immediately or be replaced by a substitute goalkeeper. No additional time shall be allowed by the Referee for the purpose of enabling the injured or ill goalkeeper to resume his position. (See also Rule 205(c).)

The substitute goalkeeper shall be subject to the rules governing goalkeepers and shall be entitled to the same privileges.

- (c) A player or goalkeeper who is obviously bleeding shall cause an immediate stoppage of play. The bleeding player shall be ruled off the ice and shall not be allowed to return to play until the bleeding has been stopped and the cut or abrasion covered. It is required that any affected equipment/uniform be properly decontaminated or exchanged.

- (d) If a penalized player has been injured he may proceed to the dressing room without the necessity of taking a seat on the penalty bench.

If the injured player receives a minor penalty, the penalized team shall place a substitute on the penalty bench immediately. If the injured player receives a major penalty, Rule 403(d) would apply and no replacement for the penalized player shall be permitted to enter the game except from the penalty bench.

The penalized player who has been injured and been replaced on the penalty bench shall not be eligible to play in the game until his penalty has expired. Should the penalized player return to the game before his penalty has expired, he shall replace the substitute player on the penalty bench during a stoppage of play.

For a violation of this rule a bench minor penalty for illegal substitution shall be imposed.

(Note) No substitution on the penalty bench is required under this rule for any player(s) who have been immediately substituted on the ice under Rule 402(f)-coincidental minor penalties and/or Rule 403(c)-coincidental major penalties.

CASEBOOK FOR TEAMS

RULE 201 COMPOSITION OF TEAMS

→ Situation 1

A team arrives with only five players, but is willing to play the entire game short-handed. Should the game be played?

No. Rule Reference 201(a).

A team is defined as having six players. If a team cannot put six players on the ice at the start of the game, it is not considered a “team” and must forfeit the game to its opponent.

→ Situation 2

During the game, through injuries and penalties, a team is unable to place four players on the ice. Can the game proceed?

No. Rule References 201(a) and 408(a).

Any time a team is reduced to below four players on the ice during a game for any reason, the game shall be forfeited. Players in the penalty bench with delayed penalties are not permitted to participate in the game (on the ice) or leave the penalty bench until their penalties expire.

→ Situation 3

During the game a Team Captain advises the Referee that the opposing team has more than the allowable number of Team Officials occupying the players’ bench. What action should the Referee take?

Once the Referee has become aware of the violation, he shall direct the offending team to reduce the number of Team Officials on the players’ bench to a maximum of four. Rule References 201(b) and 610(h).

No penalty is assessed at that time. However, if the situation is not corrected or occurs again during the same game, the Referee shall assess a bench minor penalty for delaying the game to the offending team.

→ Situation 4

During the course of the game, a team no longer has a properly registered coach available to them on the bench. Can the game continue?

Yes. Rule Reference 201(b).

The game shall be allowed to continue provided that team has adult supervision on the players' bench. This person may come from the stands and should be a registered member of USA Hockey in some capacity. If no such person is available, the game should be suspended and a report provided to the proper authorities.

RULE 202 CAPTAIN OF TEAM**→ Situation 1**

The Referee notices that a team has three players with a "C" on their uniforms during the pre-game warm-up. How many players should the Referee allow to act as Captain?

One. Rule Reference 202(a).

In this situation the Referee should look at the game sheet to determine the Captain. If there is more than one Captain designated, the Referee must ask the Coach to appoint only one of the three players to act as the team's Captain. The Referee must also inform the Coach that the other two players will be allowed to have Captain's privileges, but they must be designated as Alternate Captains.

→ Situation 2

The Team Captain and the Alternate Captain(s) are incapacitated by reasons of injuries or are unavailable due to penalties and the Referee deems it necessary to convey a message to the bench. With whom shall the Referee communicate?

Any player on the ice with whom the Referee elects to converse. Rule References 202(a).

The Referee has the authority to select a player on the ice to convey the message to the bench. Failure of a team to have a captain available is not justification for a Referee to not communicate when doing so would assist in managing the game.

➔ **Situation 3**

A team refuses to designate a Captain at the beginning of the game. Should the Referee assess a penalty?

No. Rule References 202(a).

The Referee must, however, remind the Coach of the offending team that no player has the privilege of discussing with the Referee any matters relating to the interpretation of the rules until a Captain is appointed. The Captain does not have to wear the “C” on his sweater.

➔ **Situation 4**

May a goalkeeper be designated as a Captain or Alternate Captain?

Yes. However, the goalkeeper cannot exercise the privileges of the Captain during the game as outlined in this rule. Rule Reference 202(a).

There is no rule preventing a goalkeeper from being named a Captain or Alternate Captain as an honor by the team to show leadership. However, that goalkeeper may not exercise Captain’s privileges during a game. Doing so would unnecessarily delay the game if the goalkeeper were allowed to leave the goal area for any discussion and then go to the bench area to relay any message and finally back to the goal area and be prepared for the resumption of play.

➔ **Situation 5**

There is a question of a rule interpretation. The Referee wants to explain the rule to the Captain, but notices that the Captain and both Alternate Captains are seated on the players’ bench. What should the Referee do?

If the Captain is still participating in the game (he is not removed from the game because of penalty, injury, etc.), he should be invited from the players' bench to discuss the interpretation with the Referee. Rule Reference 202(a).

→ Situation 6

There is a question of a rule interpretation and the Captain comes off the bench to protest the decision of the Referee. What should the Referee do?

If the Captain leaves the bench for a discussion without being invited to do so, and makes a complaint or protest, he must be assessed a minor penalty for unsportsmanlike conduct under this rule. Rule Reference 202(b).

RULE 203 PLAYERS IN UNIFORM

→ Situation 1

A player is listed on the game scoresheet as "Doe #14." It is brought to the Referee's attention that Doe is wearing #16 and no other player is listed as #16. Should Doe be allowed to participate further in the game and without penalty to his team?

Yes. Rule References 203(a & b).

As long as the player's name is on the scoresheet, he may participate in the game (without penalty to his team), even though his number may be listed incorrectly. The number should be changed on the scoresheet as soon as this situation arises.

Likewise, had two players on the same team been wearing each other's jersey, they shall both be allowed to participate in the game as long as their names are listed on the scoresheet. Their numbers shall be corrected on the scoresheet as soon as the situation is noticed, without penalty.

→ Situation 2

Before the start of the game, it is noticed that a player is dressed and ready to participate in the game, but is not listed on the game scoresheet. What action is to be taken?

The Referee must notify the Coach of the offending team prior to the start of the game so the necessary correction(s) can be made to the scoresheet. In this instance, no penalty is assessed. Rule Reference 203(a).

➔ **Situation 3**

A youth classification player who is not listed on the game scoresheet arrives at the arena while the game is in progress. Can his name be added to the scoresheet, thus allowing him to play?

Yes, provided the team has not exceeded the number of allowable players or goalkeepers already listed on the scoresheet. Rule Reference 203(a).

No player can be subtracted from the scoresheet to make room for the added player and one bench minor penalty is assessed for each player added to the scoresheet after the start of the game.

➔ **Situation 4**

A player has been properly listed on the scoresheet but is not present at the start of the game and his name was crossed off. Does this situation require a bench minor penalty in order to make the player eligible to participate when he arrives?

No. Rule Reference 203(a).

If the player was eligible to play in the game, his name should not be crossed off the scoresheet just because he is not present for the start of the game. Names should only be crossed off the scoresheet at the conclusion of the game once it has been confirmed the player did not participate.

➔ **Situation 5**

A team has 16 players listed on the game scoresheet. A player who is not listed on the scoresheet participates in the game. What action should the Referee take when it is brought to his attention?

Add the player's name to the scoresheet, and assess a bench minor penalty to the player's team. Rule Reference 203(a).

All penalties incurred and goals/assists awarded to that player shall stand. The team may not elect to send the player to the dressing room and forgo the bench minor penalty because the player has already participated in the game.

→ **Situation 6**

A team has two players dressed and listed as goalkeepers in addition to 17 players. In the third period, the coach decides to dress the substitute goalkeeper as a forward. The goalkeeper goes to the dressing room, changes equipment and returns to the players' bench. Is he allowed to play at any position other than goalkeeper?

Yes, as the team has not exceeded the maximum number of players or game participants. Rule References 203(a).

However, once a player has been designated as a goalkeeper, he may not participate as a player unless added to the scoresheet as a player and the team is assessed the bench minor penalty under this rule.

→ **Situation 7**

A team has eighteen players and two goalkeepers listed on the game scoresheet. What happens if a player who is not listed on the scoresheet participates in the game and scores a goal?

The goal shall be disallowed. Rule References 203(a), 201(a) and 629(c).

Once the Referee has become aware of the additional player, he must remove him from the game immediately. The team already has the maximum number of players on the game sheet, so the player is ineligible to participate in the game.

→ **Situation 8**

Shall a team be allowed to participate in a game with several players who are wearing sweaters that are a different color than those of their teammates?

Yes, as long as they are not similar in style and/or color to those of the opposing team. Rule Reference 203(b).

Even though Rule 203(b) states that all players of the same team must be dressed uniformly, it is not always possible for amateur hockey teams to conform to this rule. Financial and other considerations come into play at this level. Each case must be considered individually and worked out amicably among the two teams and the Referee.

➔ **Situation 9**

May players of the same team wear the numbers “01” and “1” during the same game?

Yes. Rule Reference 203(b).

While the numbers are mathematically the same, the addition of the leading zero makes “01” a distinct number that is different from “1.” The scorekeeper must enter the numbers as such on the game scoresheet prior to the game and for any event

➔ **Situation 10**

Is a team allowed to play a game with six players and no goalkeeper?

Yes. Rule References 203(d).

A team may opt to play the game with six players and no goalkeeper. However, the Referee and the Coach must be aware that no player is allowed to have the privileges of the goalkeeper. If the team has no designated goalkeeper on the roster, this is the only option. A temporary goalkeeper may not be used unless he has replaced a designated goalkeeper who has participated in that game and is unable to continue playing.

RULE 204 PLAYING LINE-UP

➔ **Situation 1**

What constitutes a “line change?”

The change of one or more players. Rule Reference 204(a).

If a team changes as few as one player, that change shall be considered a “line change.”

→ Situation 2

Immediately following a stoppage of play, the home team makes a player change. The visiting team then also makes a player change. Should the visiting team be allowed to make that change AFTER the home team?

Yes, provided that all changes are made immediately. Rule Reference 204(a).

By making an immediate change, the home team cannot deny the visiting team the opportunity to change its players during a stoppage.

→ Situation 3

Immediately following a stoppage of play, the home team makes a player (one to five players) “line change,” following which the visiting team also makes a player change. The Coach of the home team then decides that he wants to put different player(s) on the ice to counter the change made by the visiting team. Should the Referee permit the home team to make this “last change?”

No. Rule References 204(a).

The home team may elect to wait until the visiting team has changed lines before making its own change of players, therefore giving the home team the “last change” privilege. But, if the home team makes a decision to change any number of players on the ice and does so before the visiting team has had a reasonable amount of time to make a change, no further line change may be made by the home team.

→ Situation 4

During a stoppage of play, both teams change players. Immediately after the start of the play, one of the On-Ice Officials notices that one of the teams has too many players on the ice and stops play. Should the Referee assess a bench minor penalty?

No. Rule Reference 204(a).

It is the responsibility of the On-Ice Officials to see that each team has the correct number of players on the ice before the puck is dropped. In this case, play must be stopped the moment the Officials become aware of the fact that there are too many players on the ice.

➔ **Situation 5**

A substitute goalkeeper enters the game during a stoppage of play. Is he allowed to warm-up?

No, unless either team uses their time-out. Rule Reference 204(b) and 636(f).

The goalkeeper would be allowed a warm-up provided either team uses their time-out.

➔ **Situation 6**

A substitute goalkeeper enters the game during a stoppage of play. Is the original goalkeeper allowed to return to play once the ensuing face-off has been completed?.

No. He must wait until the next stoppage of play to re-enter the game. Rule Reference 204(b).

A goalkeeper can be substituted for by another goalkeeper at any time, but the original goalkeeper must wait until the next stoppage of play to re-enter the game.

RULE 205 CHANGE OF PLAYERS

➔ **Situation 1**

Are all players, including the goalkeepers, bound by the “at the bench” criterion when they are substituted for by another player?

Yes. Rule Reference 205(a).

On any player change, the retiring player or players, including goalkeepers, must be at the bench and out of the play. When, in the course of making a substitution, either the player entering or retiring from the game deliberately plays the puck

in any manner or checks or makes any physical contact with an opponent while both players are on the ice, the infraction of “too many players on the ice” shall be called.

→ **Situation 2**

In the course of making a substitution, while play is in progress, the player entering the game is accidentally struck by the puck while the retiring player is still on the ice. Has an infraction of the rules occurred?

No. Rule Reference 205(a).

If the puck accidentally strikes either player in the process of a change, play must continue without a penalty, provided that the player who was struck by the puck makes no attempt to play the puck until the player change is complete.

→ **Situation 3**

The Team A goalkeeper skates toward his players’ bench during play. While he is approximately 30 feet away from the bench, a teammate enters the play as a substitute for the goalkeeper. While the opposing team has possession and control of the puck (the goalkeeper is still moving toward the bench and his replacement is now involved in the play) the goalkeeper turns and skates back toward his goal to defend against an opposing shot on goal. Does this infraction of the rules constitute “premature substitution” or “too many players on the ice?”

Too many players on the ice. Rule References 205(a & b).

Once the substituting player enters the ice, the goalkeeper is considered to be substituted for. If the goalkeeper participates in play while this condition exists, a penalty for “too many players on the ice” shall be assessed to the offending team.

→ **Situation 4**

Team A, losing late in the game, substitutes its goalkeeper for an extra attacker. Before the change is completed, Team B gains possession of the puck and carries it into Team A’s Defending Zone. The substitute player for the goalkeeper goes onto the ice before the goalkeeper is at the players’ bench and

out of play (noted by the back Linesman). A Team A player gains possession of the puck behind his own goal and the whistle stops play. Are any penalties to be assessed and where is the ensuing face-off to take place?

No penalties are to be assessed, as this is a “premature substitution for the goalkeeper” violation. The ensuing face-off must take place at the nearest end zone face-off spot. Rule Reference 205(b).

No penalty is assessed for premature substitution of the goalkeeper. Normally, the puck will be in the offending team’s attacking half of the ice when premature substitution occurs, in which case the ensuing face-off will take place at center ice. If the puck is in the offending team’s defending half of the ice, as in this situation, the ensuing face-off will become a last play face-off.

➔ **Situation 5**

The goalkeeper is being replaced by a player, but his replacement plays the puck while the goalkeeper is twenty feet away from his players’ bench. Is this a “too many players on the ice” violation or “premature substitution” for the goalkeeper?

This is a “premature substitution” for the goalkeeper violation. Rule Reference 205(b).

Had the goalkeeper been at the players’ bench and out of play, his substitute would be considered to be legally on the ice and eligible to play the puck.

➔ **Situation 6**

During a stoppage of play, a goalkeeper is replaced on the ice by a player. When is the goalkeeper permitted to re-enter the game?

At the next stoppage of play. Rule Reference 205(b & c).

A goalkeeper may be changed for a player during a stoppage, but a goalkeeper cannot re-enter the game until the next stoppage of play.

→ Situation 7

During play, a goalkeeper is replaced on the ice by a player. When is the goalkeeper permitted to re-enter the game?

The goalkeeper can return at anytime. Rule Reference 205(b & c).

A goalkeeper may change on the fly during play with a player and return at any time through a proper player change.

→ Situation 8

During play or during a stoppage of play, a goalkeeper is replaced on the ice by another goalkeeper. When is the original goalkeeper permitted to re-enter the game?

At the next stoppage of play. Rule Reference 205(c).

A goalkeeper may be replaced on the ice by another goalkeeper during play or during a stoppage of play, but the original goalkeeper cannot re-enter the game until the next stoppage of play except when any penalty is imposed.

→ Situation 9

A team's regular goalkeeper is replaced by the substitute goalkeeper during a stoppage of play. Before the next stoppage occurs, the substitute goalkeeper is replaced by an additional attacking player. Should the Referee permit this substitution to go un-penalized?

Yes. Rule References 205(b & c).

There is no rule to preclude a "player" from replacing the substitute goalkeeper during play.

→ Situation 10

The play is stopped due to the injury of a goalkeeper. After recovering quickly, he skates to his players' bench to wipe his face with a towel. Is this action permissible or must he be replaced?

The goalkeeper must be replaced or a bench minor penalty assessed. Rule References 205(c).

Any time that a goalkeeper goes to his players' bench during a stoppage of play, he must be replaced or penalized.

→ Situation 11

If a player on the penalty bench remains there after the expiration of his penalty (while his team is entitled to return to full strength), may his team place another skater on the ice as long as the originally penalized player remains on the penalty bench?

No. Rule Reference 205(d).

A team may replace the penalized player only after he has left the penalty bench by way of the ice and returned to his players' bench. If he elects to remain on the penalty bench, either by intent or error, the team must continue to skate short-handed until the player returns to the ice. For a violation of this rule, a bench minor penalty must be assessed to the offending team.

→ Situation 12

Who determines the intent of the act and therefore the possible application of a penalty shot when a Linesman calls "too many players on the ice" (substitution for the goalkeeper not involved) with less than two minutes remaining in regulation time or any time during overtime?

The Referee. Rule Reference 205(e).

The key word in this rule is "intent." For example, a coach whose team is winning late in the game with two players already on the penalty bench, serving minor or major penalties, could deliberately put extra players on the ice and thereby neutralize the opponent's power play.

Other possible scenarios that could be deemed to be deliberate is a losing team late in the game who intentionally places an additional player on the ice to gain an advantage, or puts the goalkeeper back on the ice after being pulled without removing a player.

RULE 206 INJURED PLAYERS**→ Situation 1**

In a Youth or Girls' game a player is hit by the puck in the neck area and falls to the ice. When should the play be stopped?

Play should always be stopped the instant any of the On-Ice Officials believes the injury to be serious or when the injured player's team gains possession of the puck in a non-scoring position. Rule Reference 206(a).

Although the Referee will generally stop play for an injured player, any on-ice official should stop play immediately at the younger age levels anytime they deem the injury may be serious. If unsure as to the seriousness of the injury, officials should always err on the side of caution.

If the injury is not deemed to be serious, play should continue until that player's team gains possession and control of the puck in a non-scoring situation.

Whereas officials should always be aware of situations where a player may fake an injury to gain a stoppage of play, the safety of the player should always come first at the youth levels of play and officials will not be scrutinized for taking an overly cautious approach to stopping play. As an official gains experience, they will be better equipped with awareness and understanding to assist them in making the right decision as to when to stop play.

→ Situation 2

The Referee stops play for an apparent injury to a player. If the player is not injured, must he leave the ice?

Yes. Rule Reference 206(a).

Anytime play is stopped for the official deems to have been an injured player, that player must leave the ice until play has resumed. This is the case even when the official was overly cautious in stopping play and the player recovers quickly.

→ Situation 3

Play has been stopped due to an injured player. The player recovers quickly, but refuses to leave the ice. What penalty, if any, shall be assessed?

A bench minor penalty for delaying the game shall be assessed to the offending team. Rule References 206(a) and 610(h).

The Referee shall allow ample time for the player to be treated. Once the injured player has been treated, he must proceed to his players' bench (off the ice) immediately after being told to do so, by the Referee.

→ Situation 4

The Referee stops play due to an injured player. The injured player recovers quickly, does not leave the ice as required by the rules and scores a goal. The opposing team appeals to the Referee that the player who scored the goal did not leave the ice after his injury. What action should be taken by the Referee?

The Referee must allow the goal and assess no penalty. Rule Reference 206(a).

The onus of making sure that an injured player leaves the ice after play has been stopped due to his injury is with the On-Ice Officials. The offending team/player cannot be penalized for failure to comply with a rule that the Referee did not enforce.

→ Situation 5

May a Team Official go onto the ice to attend to an injured goalkeeper without the goalkeeper having to leave the ice and be replaced by a substitute, temporary goalkeeper or another player.

Yes. Rule Reference 206(a).

After a quick assessment by the official and it is deemed that the goalkeeper needs additional assistance, the Team Official should be invited onto the ice to tend to the injured goalkeeper. The goalkeeper shall be allowed only minimal time to recover. If more time is needed for the goalkeeper to

fully recover, he should be sent to his players' bench or dressing room. The game would then continue with a substitute, temporary goalkeeper or another player.

→ Situation 6

A team has only one goalkeeper and he is injured during the course of the game and unable to continue. May any player take up the goalkeeper's position?

Yes. Rule References 206(b), 203(d) and Glossary.

In all games all teams are requested to have a substitute goalkeeper dressed and ready to play at the beginning of the game. In the case of a team having only one goalkeeper dressed and he becomes unable to play for any reason, the team must resume play immediately.

The team may elect:

- (1) To play the remainder of the game using an extra "player," thereby having six players on the ice, none of whom are designated as a goalkeeper with goalkeeper's privileges and restrictions.
- (2) To delay the game momentarily while a "temporary" goalkeeper acquires the chest protector, gloves and stick of the goalkeeper. He shall have all goalkeeper's privileges and restrictions. He may return to his normal position if a substitute goalkeeper becomes designated or if the original goalkeeper returns. The "temporary" goalkeeper must remain the temporary goalkeeper until a substitute becomes available, the original goalkeeper returns or he is required to leave the ice due to a penalty or injury.
- (3) To continue playing under 1 or 2 while another player goes to the dressing room to change into complete goalkeeper's equipment. That player may then be designated as the substitute goalkeeper.

→ Situation 7

The Referee observes a player who has a significant amount of blood on his uniform. Is the Referee obligated to stop play immediately?

Yes. Rule Reference 206(c).

That player must be instructed to either decontaminate his uniform or change it. Note that blood on the uniform does not necessarily have to be the blood of the player wearing that uniform.

→ Situation 8

A penalized player is injured and is unable to take his proper place on the penalty bench. The team places a substitute on the penalty bench for the injured player and prior to the penalty expiring, the injured player recovers and returns to participate in play. What penalty, if any, should be assessed?

Bench minor penalty for illegal substitution. Rule Reference 206(d).

As soon as the injured player is able to replace the substitute on the penalty bench, he must do so at the first stoppage of play.

SECTION THREE
EQUIPMENT



Rule 301 Sticks

- (a) The sticks shall be made of wood or other material approved by the Rules Committee, and must not have any projections. All edges of the blade shall be beveled. The end of a hollow shaft must be fully covered. Adhesive tape of any color may be wrapped around the stick at any place for the purpose of reinforcement or to improve control of the puck.
- (b) No stick shall exceed 63 inches in length from the heel to the end of the shaft. The widened portion of the goalkeeper's stick extending up the shaft from the blade shall not extend more than 26 inches from the heel and shall not exceed $3\frac{1}{2}$ inches in width.

The blade of the player's stick shall not exceed $12\frac{1}{2}$ inches in length and 3 inches in width. The width of the blade shall be a minimum of 2 inches at any point measured along the blade.

The blade of the goalkeeper's stick shall not exceed $15\frac{1}{2}$ inches in width from the heel to the end. The blade of the goalkeeper's stick shall be between 2 inches and $3\frac{1}{2}$ inches wide except at the heel where the maximum width shall be $4\frac{1}{2}$ inches.

The curvature of the blade, measured in such a way that a straight line drawn from the heel to the base of the toe shall not exceed $\frac{3}{4}$ inch at the point of maximum curvature.

- (c) A minor penalty for an equipment violation shall be assessed to any player or goalkeeper who uses a stick not conforming to the provisions of this rule.

(Note) When a request for measurement is made by the Captain of a team against the dimensions of any stick, the Referee shall make the necessary measurement immediately.

If the complaint is not sustained, a bench minor penalty for delay of game shall be assessed to the team requesting the measurement.

If a goal is scored with an illegal stick, the proper penalty shall be assessed and the goal shall be allowed.

- (d) A minor penalty for unsportsmanlike conduct plus a misconduct penalty shall be assessed to any player who

refuses to surrender his stick for measurement when requested to do so by the Referee.

- (e) A minor penalty for an equipment violation shall be assessed to a player or goalkeeper who participates in the play while he is in possession of more than one stick, except that no penalty shall be assessed to a player who is accidentally struck by the puck while he is carrying a replacement stick to a teammate.

Rule 302 Skates

- (a) All participants must wear hockey skates of a design approved by the Rules Committee. The use of speed skates, figure skates or any skate so designed that it may cause injury is prohibited.

When the Referee becomes aware that any player is wearing skates that are not designed for hockey and are deemed to be unsafe, he shall order that player off the ice immediately and such player shall not be permitted to participate further in the game until the skates are replaced.

- (b) No additional equipment or contrivance shall be attached to the skates of any player or goalkeeper.

Rule 303 Goalkeeper's Equipment

- (a) With the exception of skates and stick, all the equipment worn by the goalkeeper must be constructed solely for the purpose of protecting the head or body, and he must not wear any garment or use any contrivance that would give him undue assistance in keeping goal.
- (b) It is compulsory for all goalkeepers to wear helmets and full facemasks. Hanging throat/neck laceration protectors are recommended. No form fitted facemasks shall be permitted.
- (c) **Gloves** – the dimensions of the goalkeeper's blocker glove shall not exceed 8 inches in width or 15 inches in length.

The cuff of the catching glove shall not exceed 8 inches in width. The circumference of the glove shall not exceed 45 inches. The catching portion of the glove (measured from the heel – the point where the cuff meets the glove – to the top of the "T" trap and following the contour of the glove) must not exceed 18 inches.

(Note) Any bar or attachment (cheater bar) between the cuff and the thumb shall only extend from the cuff to the thumb in a straight line. Any additional lacing, webbing or other material attached to the glove shall deem the equipment illegal.

- (d) **Leg Pads** – The leg guards worn by goalkeepers shall not exceed 11 inches in extreme width and 38 inches in length. The boot channel of the goalkeeper pad must be flat or concave in appearance with no additional attachments such as a puck foil. The boot is the bottom of the pad that sits over the top of the skate. Calf protectors must follow the contour of the calf and ankle and can have a thickness of no greater than 1 ½ inches
- The knee strap pad is not to exceed 1 ½ inches in thickness and must be fastened to the inner risers and follow the contour of the inner knee.
- All thigh pads must follow the contour of the leg, or placed under the pant, and the maximum width of the thigh pad across the front of the leg is 10 inches.
- (e) **Pants** – No internal, external or cheater padding is permitted on the pant leg or waist beyond what is required to provide protection (no outside or inside ridges). Abdominal aprons extending down the front of the thighs on the outside of the pants are prohibited.
- (f) **Chest/Shoulder Protection** – No raised ridges are allowed on the front edges or sides of the chest pad, the inside or outside of the arms, or across the shoulders.
- Layering at the elbow is permitted to add protection but not to add stopping area. This layering, both across the front and down the sides to protect the point of the elbow shall not exceed 7 inches.
- Shoulder cap protectors must follow the contour of the shoulder cap without becoming a projection/extension beyond or above the shoulder or shoulder cap. This contoured padding must not be more than 1 inch in thickness beyond the top ridge of the shoulder and shoulder cap.
- On each side, the shoulder clavicle protectors are not to exceed 7 inches in width and their maximum thickness is to be 1 inch. This protection is not to extend or project above or

beyond the shoulder or shoulder cap nor extend beyond the armpit. No insert is allowed between the shoulder clavicle protector and the chest pad that would elevate the shoulder clavicle protector.

If when the goalkeeper assumes the normal crouch position, the shoulder and/or shoulder cap protection is pushed above the contour of the shoulder, the chest pad will be considered illegal.

- (g) A minor penalty for an equipment violation shall be assessed to any goalkeeper using illegal equipment in a game.

(Note) When a request for measurement is made by the Captain of a team against any dimensions of goalkeeper equipment, the Referee shall make the necessary measurement immediately.

If the challenge is not sustained, a bench minor penalty for delay of game shall be assessed to the team requesting the measurement.

Rule 304 Protective Equipment

(Note) Not all protective equipment is mandatory in all age classifications. However, if not mandated by rule, USA Hockey strongly recommends that all players and goalkeepers in all age classifications properly wear an internal mouthpiece, a HECC approved helmet and a HECC approved full facemask for all games and practices.

- (a) Each player is personally responsible to wear protective equipment for all games, warm-ups and practices. Such equipment should include gloves, shin pads, shoulder pads, elbow pads, hip pads or padded hockey pants, protective cup, tendon pads plus all head protective equipment as required by USA Hockey rules. It is recommended that all protective equipment be designed specifically for ice hockey.
- (b) All protective equipment, except gloves, padded hockey pants, helmet/facemask and goalkeeper's leg guards, must be worn under the uniform.

(Note) Players, including goalkeepers, violating this rule shall not be permitted to participate in the game until such equipment has been corrected or removed.

- (c) It is mandatory that all players (except adults) wear a HECC approved helmet (including ear protection) with chin strap properly fastened.

Players in the Adult classification must wear a hockey helmet (including non-HECC approved) with chin strap properly fastened.

All players on the players' and the penalty bench must wear the protective helmet/facemask while in the bench area. For a violation of this rule, after a warning by the Referee, a misconduct penalty for an equipment violation shall be assessed to the offending player.

- (d) All players, including goalkeepers, in all age classifications below Adults, are required to wear a facemask certified by HECC, plus any chin protection that accompanies the facemask.

(Note) Any helmet or facemask that is altered except as permitted in Rule 304(c) shall be deemed to be illegal equipment and shall not be allowed to be used in a game. (This shall include helmets from which a part has been cut or removed, facemasks from which the chin-cup has been removed or any other such alterations from the original manufacturing specifications.)

- (e) In all classifications, excluding Adults, if a player's helmet/facemask comes off during play, the Referee or Linesman shall stop play immediately. The player shall be ruled off the ice and may not participate in the game until completion of the ensuing face-off.

A minor penalty for delay of game shall be assessed to a goalkeeper or player who causes a stoppage of play by deliberately removing his helmet/facemask during play.

In Adult classifications a player, excluding the goalkeeper, whose helmet/facemask has come off his head during play may not resume play until his helmet/facemask has been properly replaced. A player not conforming to this rule shall be assessed a minor penalty for an equipment violation.

In all classifications, if the goalkeeper's helmet/facemask comes off during play, the Referee or Linesman shall stop play immediately.

- (f) All players, including goalkeepers, in the 12 & under (Youth and Girls') through Youth 18 & under (including High School) and Girls' 19 & under age classifications are required to wear a colored (non-clear) internal mouthpiece that covers all the remaining teeth of one jaw, customarily the upper. It is strongly recommended, in all classifications, that all players wear a mouthpiece form fitted by a dentist.

For the first violation of this rule, the team shall be issued a warning. A misconduct penalty for an equipment violation shall be assessed to any player or goalkeeper of that team for a subsequent violation during that game.

- (g) All players must wear the required, or recommended, protective equipment in the manner for which it is designed.

For violation of this rule, following a team warning, a misconduct penalty for an equipment violation shall be imposed.

Rule 305 Dangerous Equipment

- (a) The use of pads or protectors made of metal, or of any other material likely to cause injury to a player, is prohibited. The wearing of casts or splints made of hard or unyielding materials is prohibited, even if padded, unless directed in writing by a licensed medical physician. Such casts or splints must be covered on all exterior surfaces with no less than $\frac{1}{2}$ inch thick, high-density, closed-cell polyurethane or an alternate material of the same minimum thickness and similar physical properties to protect an injury.

- (b) A glove from which all or part of the palm has been removed or cut to permit the use of the bare hand shall be considered illegal equipment. A misconduct penalty shall be assessed to any player wearing such a glove in play.

Any player wearing tape or any other material on his hands who cuts or injures an opponent during an altercation shall receive a match penalty under Rule 602.

- (c) Except for Adults, no player or goalkeeper shall be permitted on the ice while wearing jewelry unless it is completely covered by equipment or taped to the body.

Rule 306 Puck

- (a) The puck shall be made of vulcanized rubber or other approved material, one inch thick and three inches in diameter and shall weigh between 5 ½ ounces and 6 ounces and be black in color.
- (b) For the 8 & under (Youth) and for the 8 & under (Girls') and below age classifications, it is required that the puck weigh between 4 ounces and 4 ½ ounces and be blue in color.
It is strongly recommended that the lightweight blue puck be used in all 10 & under (Youth and Girls') age classifications.

Rule 307 Equipment Measurement

- (a) A request for measurement of any equipment covered by this section shall be limited to one request by each team during the course of any stoppage of play.
- (b) The Referee may, at his own discretion, measure any equipment, other than a stick, used for the first time in the game.
- (c) The Referee shall assess a bench minor penalty for delay of game against a team that requests any measurement (excluding mouthpiece) if the measurement verifies that the equipment is legal.

Rule 308 Electronic Devices

- (a) The use of one or two-way radios, lights or other electronic devices as a means for Team Officials or spectators to communicate with players or goalkeepers shall be prohibited.
For violation, the device will be removed and the team assessed a bench minor penalty for an equipment violation.

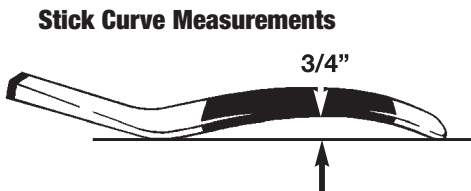
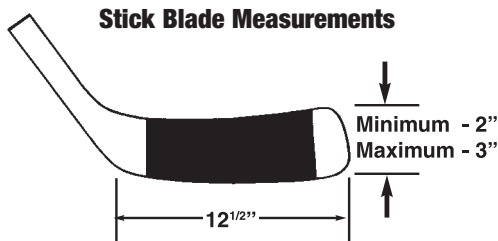
Rule 309 Adjustment to Clothing and Equipment

- (a) It shall be the player's responsibility to maintain clothing and equipment in proper condition. Play shall not be stopped, nor the game delayed, for the purpose of any player or goalkeeper making equipment or clothing adjustments. If adjustments are required, the player shall retire from the ice and be replaced by a substitute.

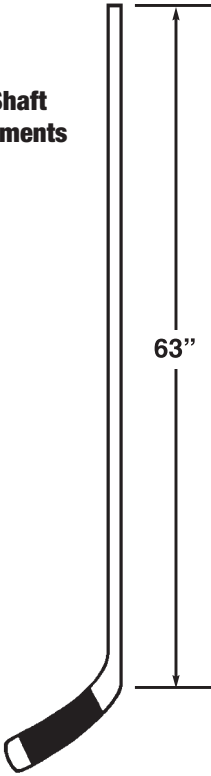
EQUIPMENT

- (b) If it is necessary to adjust or repair any piece of goalkeeper equipment, the goalkeeper is required to retire from the ice and be replaced by a substitute or temporary goalkeeper (see Glossary) immediately.
- (c) A minor penalty for delay of game shall be assessed to a player or goalkeeper who delays the game for the purpose of adjusting clothing or equipment.

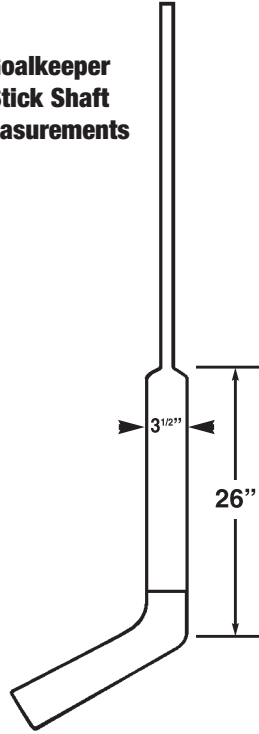
EQUIPMENT DIAGRAMS



Stick Shaft Measurements

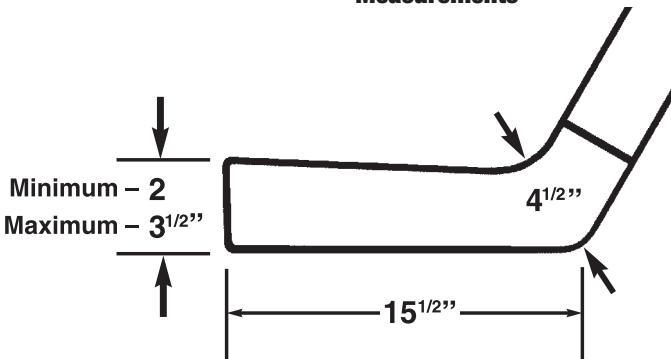


Goalkeeper Stick Shaft Measurements

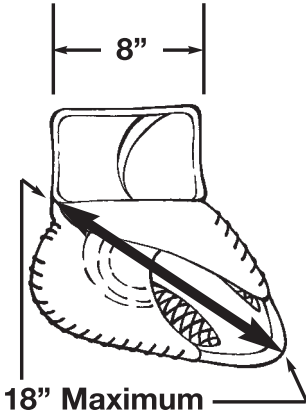


Equipment

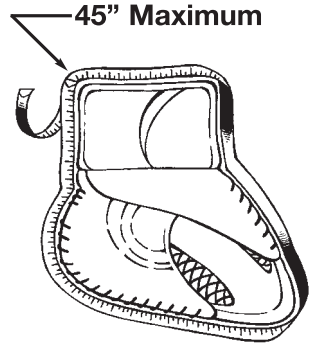
Goalkeeper Stick Blade Measurements



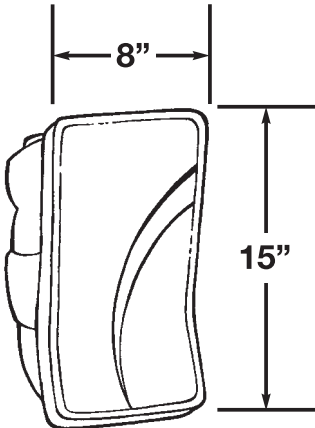
Goalkeeper Cuff and T-Trap Measurements



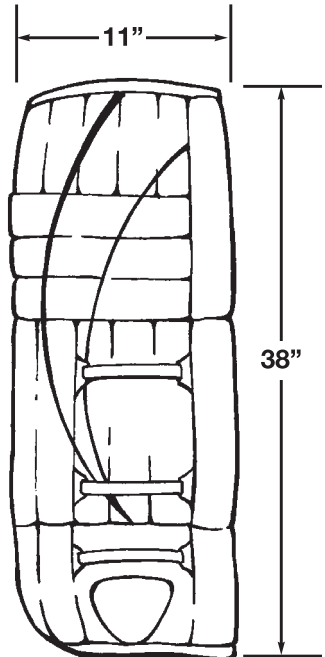
Goalkeeper Catching Glove Circumference



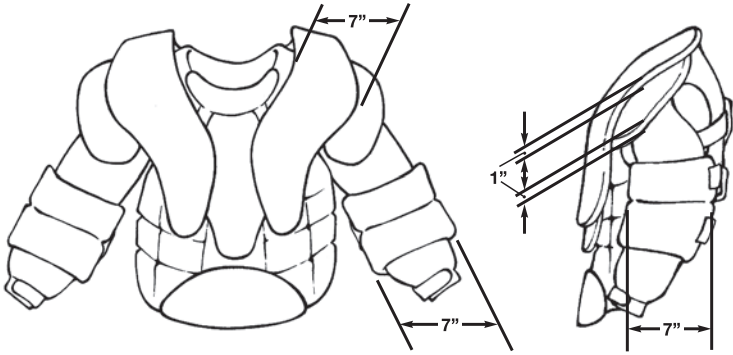
Goalkeeper Blocker Measurements



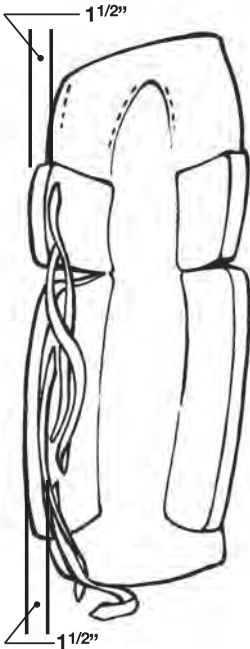
Goalkeeper Leg Pad Measurements




**Chest/Shoulder Protection
Width/Thickness
Front and Side Views**



**Goalkeeper Knee/Calf
Protection Thickness**



**Goalkeeper Thigh
Plate Width**



CASEBOOK FOR EQUIPMENT

RULE 301 STICKS

→ Situation 1

A goalkeeper has wrapped tape around the end of the shaft on his stick forming a “knob.” The knob is not on the end of the stick, but located 5-6 inches lower than the butt end. Is this stick considered to be dangerous equipment?

No. Rule References 301(a).

The knob does not have to be at the end of the stick. Rule 301(a) provides that adhesive tape may be wrapped around the stick at any place to improve control of the puck.

→ Situation 2

A player uses an aluminum shafted stick without the wooden insertion plug on the top. Shall the Referee allow a player to play with such a stick?

No, the stick shall be replaced immediately. Rule Reference 301(a).

The player must have the wooden plug inserted or have a sufficient amount of tape covering the exposed metal end of the shaft to prevent injury.

→ Situation 3

If an Official sees a stick which appears cracked, chipped or splintered, is he permitted to have such stick removed from the game without assessing a penalty to the player in possession of it?

Yes. Rule References 301(a) and 605(a).

The stick should be immediately removed from the game and either sufficiently taped up or replaced. Such a stick does not have to be considered broken, since it will most likely be fit for play (ability to control the puck).

The Referee would not measure the stick for proper blade dimensions unless requested by the opponent.. Instead, he would simply deem the stick to be dangerous equipment and no penalty is assessed provided the player follows the Referee's instructions.

→ **Situation 4**

If a request is made to measure a player's stick, may the player remove any tape from the stick, if used, prior to the measurement?

No. Rule References 301(a & d).

While the rules allow tape to be used on the stick, the tape becomes a part of the stick when it is used and must be included as part of the stick measurement. If the tape increases the width or the curvature of the blade to illegal proportions, the stick is considered to be illegal even though the bare stick may conform to the rules.

If a player intentionally removes any tape prior to the measurement, he must be given a minor and a misconduct penalty, the same as if he had refused to surrender the stick for measurement purposes.

→ **Situation 5**

Can a player participate in the play with a stick that has a curved or bent shaft?

Yes. Rule Reference 301(b).

As long as the total length of the shaft does not exceed 63 inches, the stick shall be considered to be legal.

→ **Situation 6**

If the goalkeeper loses or breaks his stick, can he participate with a stick that would normally be used by a defenseman or a forward?

Yes. Rule Reference 301(b).

A goalkeeper may use any stick as long as it does not exceed maximum measurements as outlined for a goalkeeper's stick.

→ Situation 7

Is there a maximum curvature for a goalkeeper's stick?

Yes. The curvature of the goalkeeper's stick is restricted to 3/4 inch, the same as for other players. Rule References 301(b).

→ Situation 8

The Captain asks for a stick measurement of the curve of an opponent's stick. The curve measured 1/2 inch at the bottom and 1 inch at the top. Is the stick curvature legal?

Yes. The stick curvature is legal. Rule References 301(b & c).

The maximum curvature is determined by a measurement at the bottom of the stick blade only. The team requesting the measurement must be assessed a bench minor penalty.

→ Situation 9

What should the Referee do with a stick that has been measured and found to be illegal?

If the stick is found to be illegal, it must be removed from the game immediately and given to an Off-Ice Official. The stick must be released to the player after the game. Rule Reference 301(c).

The stick must not be given back to the player during the game if it is illegal in any way.

→ Situation 10

A player takes a penalty shot. After the completion of play he refuses to surrender his stick for measurement when requested to do so by the Referee. What penalty or penalties, if any, must be assessed?

A minor penalty plus a misconduct must be assessed to the player. Rule References 301(d).

This penalty shall be assessed any time a player refuses to surrender his stick for a measurement. If a goal was scored during the penalty shot, it shall be allowed regardless of whether or not the measurement was made or of the outcome of the measurement.

→ Situation 11

Player A6 loses possession of his stick. Teammate A10 hands his stick to A6. After a period of time with play still in progress, A6 hands the stick back to A10 who has still not received another stick. Following this second exchange of sticks, A6 picks up his stick which is lying on the ice. Has anything illegal occurred in this situation?

No. Rule References 301(e) and 605(b).

No rule has been violated as long as either player does not participate in play with more than one stick.

RULE 302 SKATES**→ Situation 1**

During play, the Referee notices that a player's skates do not conform to the rules. What procedure must the Referee follow?

At the next stoppage of play, the Referee shall order that player off the ice until the skates have been replaced. Rule Reference 302(a).

Even though the rule states that the player must be ordered off the ice "immediately," the Referee shall not stop play for this infraction.

→ Situation 2

During the pre-game warm-up, the Referee notices that a player's skates do not conform to the rules. Should the Referee order their replacement immediately or should he wait until the player participates in the play?

The skates must be replaced before the player is allowed to play. Rule Reference 302(a).

When the Referee notices the skates are not permissible, it becomes his responsibility to inform the player that the correction must be made.

→ Situation 3

May a “player” (non-goalkeeper) wear goalkeeper’s skates during play?

No. Rule References 302(a & b).

Goalkeeper’s skates are specifically designed for goalkeeper’s play and cannot be used by a skater.

→ Situation 4

May an On-Ice Official wear goalkeeper’s skates to officiate a game?

No. Rule References 302(a & b).

Goalkeeper’s skates are specifically designed for goalkeeper’s play and cannot be used by an official.

RULE 303 GOALKEEPER’S EQUIPMENT**→ Situation 1**

Is the goalkeeper allowed to wear a jersey that is grossly oversized to the point where it may act as webbing and thereby assist him in playing goal?

No. Rule Reference 303(a).

In order for the Referee to demand the removal of an oversized jersey, it must be clear that the garment is designed to provide an unfair advantage.

→ Situation 2

A team has two goalkeepers, both with illegal facemasks. The team Captain informs the Referee that these masks are the only masks that the goalkeepers own. Should the Referee allow the goalkeepers to play with illegal facemasks?

No. Rule References 303(b) and 304(c & d).

Under no circumstances may a Referee allow any player or goalkeeper to participate without the proper headgear. In this instance, the team can either let the goalkeeper wear the legal helmet and facemask of another player or the team can play without a goalkeeper.

➔ **Situation 3**

What are the guidelines regarding the wearing of a non-HECC approved form-fitted goalkeeper's facemask?

All goalkeepers in all Youth, High School and Girls' age classification must wear a HECC approved helmet and facemask or HECC approved combination Goalkeeper headgear. Rule Reference 303(b) and 304 (c & d).

A goalkeeper in the Adult age classification must wear a hockey helmet and full facemask. There is no HECC requirement, but no form-fitted masks are permitted.

➔ **Situation 4**

Can a goalkeeper playing in the youth, High School or Girls' age classifications wear a "cats-eye" facemask?

Yes, as long as it is HECC approved. Rule Reference 303(b) and 304 (c & d).

There are some HECC approved goalkeeper facemasks that do have the look of a "cat's-eye" shape. In these cases, the openings of the facemask are small enough to meet ASTM standards and do receive HECC approval. The shape of the opening is not important, it is the size of the opening that will determine whether certification is gained.

➔ **Situation 5**

Are goalkeeper throat/neck protectors classified as legal equipment?

Yes as throat/neck protection is recommended. Rule Reference 303(b).

As long as they are intended for protection and do not give undue assistance in keeping goal, they are classified as legal equipment.

→ Situation 6

Some goalkeeper's gloves have a "catching pocket" attachment that connects the thumb and the wrist portions of the glove. What are the guidelines when determining the legality of such a glove?

The cuff of the catching glove shall not exceed 8 inches in width and any attachment must connect the cuff portion and the thumb in a straight line. Rule Reference 303(c) and Note.

Rule 303(a) prohibits a goalkeeper from wearing any "contrivance which would give him undue assistance in keeping goal." This cheater attachment is not necessary for the goalkeeper to be able to "catch" the puck and is designed to provide additional blocking area.

→ Situation 7

In younger age classifications where goalkeepers are wearing smaller leg pads, these pads may not have a boot channel and are flat the entire length of the pad. Are these pads legal?

Yes. Rule Reference 304(d).

The intent of the boot channel is to protect the foot of the goalkeeper by covering the boot of the skate. In cases where smaller goalkeepers are wearing smaller pads does not violate the spirit and intent of goalkeeper leg pad restrictions.

→ Situation 8

Can the knee strap pads on the goalkeeper's leg pads be worn loosely and allows the goalkeeper to cover the five-hole?

No. Rule Reference 303(d).

The purpose of goalkeeper equipment is to protect the goalkeeper from injury and it is not designed to simply provide blocking area. In order to be protective, the knee strap pad must follow the contour of the leg and be worn tightly so they do not widen the leg pad and provide additional blocking area.

→ Situation 9

The goalkeeper is wearing a thigh pad that is worn loosely and covers the five-hole when the goalkeeper goes into the butterfly position. What is the procedure the Referee should follow to correct this situation?

When the Referee becomes aware of the problem, he should instruct the goalkeeper to correct the problem before play continue. Rule Reference 303(d).

The thigh pad must be worn in a manner that provides protection and not cover the five-hole. In order to do this it either must be worn tightly to follow the contour of the leg or be worn underneath the pant.

→ Situation 10

What is the purpose of having restrictions on the size of a goalkeeper's chest/shoulder protection?

The purpose is to prohibit a goalkeeper from gaining an unfair advantage in playing goal. Rule Reference 304(f).

The purpose of goalkeeper equipment is to protect the goalkeeper from injury and it is not designed to simply provide blocking area. There is a fine line between providing the necessary protection from injury versus gaining additional blocking area to provide a competitive advantage. The established dimensions of this piece of equipment provides the proper protection without providing this undue advantage.

→ Situation 11

The Referee has been requested to measure a goalkeeper's leg pads. Both pads have a one inch thickness of tape on each side. The goalkeeper wishes to remove this tape prior to the measurement. Should the Referee allow this action?

No. Rule Reference 303(g).

The pads must be measured in the condition in which they were used during play.

→ Situation 12

Is the thigh pad on a goalkeepers leg pad subject for measurement according to rule 303?

Yes. Rule Reference 303(g).

The thigh pad does have restricted dimensions and very specific mandates on how it is worn. Therefore it is subject to a measurement request by the opponent and the Referee shall make the measurement or determination regarding it's legality immediately upon request.

Just as with a stick, the request made to measure a piece of goalkeeper equipment must be specific in which dimension they want measured.

→ Situation 13

A goalkeeper has been assessed a minor penalty for playing with oversized pads. What happens to the equipment?

The goalkeeper may not wear the equipment in the same condition it was when it was found to be illegal. Rule Reference 303(g).

The goalkeeper may remove and change the pads or modify them in a manner that conforms to the measurement rules.

→ Situation 14

A goalkeeper has been assessed a minor penalty for playing with illegal equipment. How much time shall the Referee allow for the goalkeeper to change the illegal equipment?

The goalkeeper shall be given no additional time to change equipment. Rule References 303(g) and 309(b).

When a goalkeeper equipment change is required, the game must continue with a substitute goalkeeper, temporary goalkeeper or another player.

→ Situation 15

There are a lot of different dimensions on goalkeeper equipment that are subject to measurement. What equipment is necessary to be able to make all of these possible measurements?

A flexible tape measure will be able to make all of the necessary measurements. Rule Reference 303(g).

Although many leagues or bodies that govern these types of measurement will have special calipers or measuring devices, USA Hockey realizes it is not practical for every official or every rink to have these tools. A simple tool like a flexible tape measure will be sufficient to be able to make a proper determination on any of the possible dimensions that may be requested for measurement.

→ Situation 16

Team A requests a measurement of the blocker pad of the Team B goalkeeper. The ensuing measurement shows the pad to be of legal size. Should the Referee assess a bench minor penalty to the team requesting the measurement?

Yes. Rule References 303(g).

The bench minor penalty assessed a team that requests a measurement that is not sustained applies to all equipment except the mouthpiece.

RULE 304 PROTECTIVE EQUIPMENT**→ Situation 1**

What action should the referee take when the goalkeeper loses one of his gloves during play?

Keeping safety as the primary consideration, the referee should stop play whenever the goalkeeper loses a glove and is in a vulnerable position UNLESS there is an imminent scoring opportunity in which play should be allowed to continue until the imminent scoring opportunity has passed. Rule Reference 304(a & d).

If the Referee judges the goalkeeper has deliberately removed any equipment during play he should assess the offending goalkeeper a 'Delay of Game' minor penalty.

➔ **Situation 2**

A player is discovered to be wearing his elbow pads outside of his sweater. What action shall the Referee take to correct this situation?

The Referee must inform the offending player and order him off the ice until the situation is corrected. Rule Reference 304(b) and 304(g).

The team is warned and any player from this team who returns to play with the elbow pads outside of the sweater shall be assessed a misconduct penalty.

➔ **Situation 3**

May the Referee require that a player change a helmet which conflicts with his team's colors?

No. Rule References 304(c) and 203(b).

The USA Hockey Playing Rules do not make it mandatory for a team to wear color coordinated helmets. The key issue for officials is that the helmet is properly certified and is in good condition as to not be deemed dangerous.

➔ **Situation 4**

Is the substitute goalkeeper required to wear his helmet/facemask while he is on the players' bench?

Yes. Rule Reference 304(c).

Regardless of what position they play, all players and goalkeepers must wear the proper protective headgear at all times while on the players' bench.

➔ **Situation 5**

A player is injured during play and is sent to his players' bench to be looked at. During the time that he is being looked at by the Coach on the players' bench, is he required to wear his helmet and facemask.

Yes. Rule Reference 304(c).

Unless the injury is such that would require removal of the helmet/facemask, such as a head, neck or shoulder injury, the injured player is still required to wear the proper head/face protection.

→ **Situation 6**

A player on the players' bench briefly removes his helmet/facemask to wipe out the inside of his helmet. Does this action warrant a warning by the Referee?

No. Rule Reference 304(c).

A player may momentarily remove his helmet while on the players' bench for adjustments such as wiping out the facemask, fixing the helmet padding, etc.

→ **Situation 7**

A player goes onto the ice, ready for play, with the proper helmet and facemask. The facemask chin cup straps are properly fastened, but the helmet strap has been removed. Is the player allowed to participate without a helmet chin strap?

No. Rule Reference 304(c).

The helmet chin strap is a required part of the helmet and must be properly worn at all times. The facemask chin cup and straps are also required components of the facemask.

→ **Situation 8**

A team takes the ice without HECC approved helmets or facemasks, claiming to have an agreement with the other team allowing them to play with the improper equipment. Should the Referee allow them to play without the required equipment?

No. Rule Reference 304(c & d).

No excuse is acceptable for the Referee to permit any team to wear non-HECC approved helmets or facemasks (where required).

However, USA Hockey does have an agreement with Hockey Canada that allows teams from each respective Federation to play games in the other country using their required equipment. Check with your Local Supervisor of Officials as to what is required when officiating games involving teams from Canada.

➔ **Situation 9**

Will a player meet HECC helmet and facemask standards if he plays with a goalkeeper helmet and facemask combination?

No. The Goalkeeper combination headgear is specific to playing goal and has not been certified for skaters. Rule Reference 304(c & d).

This is an additional HECC/ASTM standard which specifically covers goalkeeper helmet and facemask combinations. HECC approved goalkeeper headgear does not necessarily meet the entire ASTM standards for both a skater's helmet and facemask. The Goalkeeper combination headgear may only be used by goalkeepers.

➔ **Situation 10**

What are the proper procedures for the On-Ice Officials to follow when attempting to identify HECC approved helmets and facemasks.

The Officials must make a visual check of all required protective equipment while the players are on the ice during warm-ups. Rule References 304(c & d).

The Referee should follow these steps to determine the legality of a required HECC approved helmet or facemask:

STEP 1: All approved helmets and facemasks should have the HECC approved sticker attached unless it has been removed by the player. The first burden of proof the helmet/facemask is eligible for use is the valid certification sticker.

STEP 2: If the sticker(s) are not present, the official should have a basic knowledge of the required characteristics. These include ear protection for helmets and small enough openings

in the facemask to prevent the butt-end of a stick from entering. In addition, the helmet chin strap and facemask chin cup and straps must also be present.

STEP 3: If still in question, the equipment models can be compared to the lists of certified equipment that is present on the HECC website (www.hecc.net).

➔ **Situation 11**

Current HECC stickers have an expiration date. What should the Officials do if they notice that the Helmet or Facemask certification has expired?

The Referee should alert the player and coach to the expiration of the equipment. Rule Reference 304(c & d).

HECC recently started placing an expiration date on the stickers of helmets and facemasks that are for a certain time after the date of manufacturer. This is done as a reminder to players and parents that equipment must be up-to-date and checked on regular basis.

The expiration date is not something that the officials should actively look for and the practicality of doing so is prohibitive. Whereas the officials should allow the player to play provided the equipment is in good condition and possesses the characteristics outlined previously, the player and coach should be alerted to the problem so it can be fixed prior to their next game.

The onus is on the player to wear the properly certified equipment.

➔ **Situation 12**

If a player paints a HECC approved helmet to change the color of the helmet, is the helmet considered to be an altered piece of protective equipment?

Yes. Rule Reference 304(c & d Note).

A helmet that is painted voids the manufacturer's warranty and may weaken the plastic components of the helmet. The HECC certification is voided.

Helmets that have small painted logos or small stickers attached to them shall be deemed to be legal under this rule, provided that such paint or sticker does not cover the entire surface of the helmet.

➔ **Situation 13**

A goalkeeper is wearing a custom painted HECC approved helmet/facemask combination. Should the Referee allow this mask to be worn?

Yes. Rule Reference 304(c & d Note).

These products are manufactured in a way that allows for customized painting without voiding the HECC certification. In doing so, they should be painted according to manufacturer's specifications.

➔ **Situation 14**

If a player takes apart two HECC approved helmets of different colors and reassembles the different colored fronts and backs of the two helmets, is the "new" helmet considered to be altered, thus causing it to be illegal?

No. Rule Reference 304(c & d Note).

This helmet would meet HECC standards for helmets provided both sections are from the same model helmet and the pieces have been assembled properly. Any multicolored helmet that doesn't meet this criteria shall be considered altered and deemed to be illegal.

➔ **Situation 15**

Shall the Referee assess a misconduct penalty to a player who participates in play with his helmet strap fastened, but loose enough as to be deemed not in the manner in which it was intended. ?

The Referee would direct the player off the ice and warn the team. Rule Reference 304(c) and 304(g).

The helmet strap is intended to be worn with one finger width between the strap and the chin. If worn improperly, the player must be ruled off the ice until corrected and the team is issued their warning. For a subsequent violation by any layer on the same team, a misconduct penalty is assessed.

→ **Situation 16**

May a player wear a facemask (HECC approved or not) if he has added a piece of wire or metal to the mask to make it appear legal?

No. Rule Reference 304(d Note).

An altered facemask is not eligible for use. Added pieces of wire or metal may break or become dislodged and cause serious injury to either the player wearing the mask or another player. Bars that have been removed to make the opening larger may not meet ASTM standards.

→ **Situation 17**

A player loses his helmet and/or facemask during play. What options does he have?

In all Youth, High School and Girls' games, the Referee shall stop play immediately. Rule Reference 304(e).

When occurring, the player must be substituted on the ice and may return only after play has resumed.

In Adult hockey (male and female), the player must either replace the lost equipment before participating in play or skate directly to the players' bench.

→ **Situation 18**

A player has been assessed a Misconduct Penalty for playing without a required mouthpiece after that team has been issued their warning. After he serves this penalty, may he continue to play without a mouthpiece?

No. Rule Reference 304(f).

A player cannot “buy” the right to play with illegal equipment or without required equipment by simply serving a penalty. The player may continue to play after serving his penalty, but only after securing a mouthpiece.

➔ **Situation 19**

Must a request come from the Captain of the opposing team before the Referee may warn a team or assess a Misconduct Penalty to a player who does not wear a required mouthpiece?

No. Rule References 304(f) and 307(c).

Whenever a player is on the ice, he is deemed ready to play and the mouthpiece rule enforced.

➔ **Situation 20**

A player goes onto the ice during a line change and is not wearing a required mouthpiece. May he be penalized before play resumes?

For the first offense, the Referee will warn the team. If the team has already been issued their warning, the misconduct penalty would be assessed to the player. Rule Reference 304(f).

Once the player is on the ice he is considered to be participating in the game, even though play has not resumed, and is subject to all equipment guidelines.

➔ **Situation 21**

Is it legal for a player to skate with his jersey tucked into his pants?

Yes. Rule References 304(g) and 203(b).

Although Rule 304(g) states that all protective equipment must be worn in the manner in which it is intended, the jersey is not considered protective equipment. In youth hockey, it may be difficult for a team to have proper sizes for all of the players and as long as the identifying number is visible, the official should not make this a bigger deal than it needs to be.

RULE 305 DANGEROUS EQUIPMENT**→ Situation 1**

A player is found to have several small holes in the palm of his glove which allow his fingers to protrude. Should he be penalized?

No. Rule Reference 305(b).

The intent of this rule is to prohibit the use of gloves where the palm has been intentionally removed or cut to permit the use of the bare hands. Where the palms are worn to the point of some exposed holes, such gloves are permissible unless, in the opinion of the Referee, the holes are of such a size that the player may use his bare hands to hold an opponent.

→ Situation 2

A player receives a misconduct penalty for playing with a glove that has the palm deliberately removed. After his penalty expires he participates in the play again, with the same glove. What penalty shall be assessed for a second violation of this rule?

A misconduct penalty. Rule Reference 305(b).

A player cannot “buy” his way into a game with illegal equipment by serving a misconduct penalty. The equipment must be corrected before he can legally participate again. A misconduct penalty is assessed for each subsequent violation of this rule.

→ Situation 3

A player in an altercation has dropped his gloves and is wearing tape only on his left hand. He punches his opponent with his right hand, injuring him. Should the Referee assess a match penalty?

Yes. Rule Reference 305(b) and 602(a).

The Referee cannot be expected to determine which hand did the damage to the opponent. The Rule does not specify that the injury must be caused by the taped hand.

→ Situation 4

What protection satisfies the “jewelry” rule regarding a player who is wearing an earring?

A HECC certified helmet (with ear pieces) or clear tape that secures the earring to the body will satisfy the rule requirements. Rule Reference 305(c).

RULE 306 PUCK**→ Situation 1**

Is the freezing of game pucks an acceptable practice?

Yes. Rule Reference 306(a & b).

The freezing of game pucks helps to keep them from bouncing on the ice during the game.

→ Situation 2

How much of a chip must be missing from a puck to render it unplayable?

Any puck that, in the opinion of the Referee, is chipped enough to alter the normal movements of the puck shall be deemed unplayable. Rule Reference 306(a & b).

Officials should err on the side of caution and remove any puck that is damaged to the point where the edges are not rounded and or the surface is not flat.

→ Situation 3

In a 8 & under game, neither team has any lightweight blue pucks. Can the game be played with the conventional weight black puck?

Yes, provided both head coaches consent to play the game and designates such on the scoresheet. Rule Reference 306(b).

The officials are also required to report this situation to the Proper Authorities.

→ Situation 4

An 8 & under team is playing an exhibition game against a 10 & under team. Which puck shall be used for the game?

The black puck may be used provided the head coach of the 8 & under team agrees to do so and signs the scoresheet accordingly. Rule Reference 306(b).

RULE 307 EQUIPMENT MEASUREMENT**→ Situation 1**

How many requests for a stick measurement can be made during a stoppage of play?

One request per team, per stoppage. Rule Reference 307(a).

→ Situation 2

Prior to a penalty shot attempt, the Captain of the offending team requests a measurement of the stick of the player who is designated to take the shot. Should the Referee measure the stick immediately?

Yes. Rule References 307(a).

If the stick is found to be illegal, the appropriate penalty shall be assessed to the player after he takes the penalty shot with a replacement stick, whether or not a goal is scored on the penalty shot.

If the stick is found to be legal, the team requesting the measurement must be assessed a bench minor penalty to be served immediately following the penalty shot.

During any stoppage of play, all requests for a stick measurement must be made immediately.

→ Situation 3

The Captain of Team A requests a measurement of the stick of an opponent. When asked which specific part of the stick he would like measured, he replies, “the length of the shaft and the curvature of the blade.” Should the Referee honor this request?

No. Rule References 307(a).

The Captain must designate only one measurement per stoppage of play. The request must be specific as to which part of the stick is to be measured (i.e., blade curvature, blade width, shaft length, etc.).

➔ **Situation 4**

A Team A player receives a minor penalty and is seated on the penalty bench. The Team B Captain challenges that player's stick prior to the expiration of the Team A player's penalty. Should the Referee immediately measure the challenged stick?

No. Rule References 307(a).

The request for a measurement can only be made for a player who is on the ice at the time the request is made.

➔ **Situation 5**

At the start of a game, but before the opening face-off, the Captain of Team A makes a formal complaint against the dimensions of the stick of a Team B player. Should the Referee measure the stick?

Yes. The Referee must measure the stick and assess the appropriate penalty. Rule Reference 307(a & b).

In all instances where a player is on the ice and prepared for a face-off, he is considered ready to play and his equipment is liable for measurement.

The Referee may not measure the stick of any player on the players' bench or penalty bench, but must wait until the player is on the ice.

➔ **Situation 6**

The Captain of Team A requests that the Referee check the mouthpiece of a Team B player, to determine if he is wearing one. Is the Referee required to honor this request and, if so, is there a penalty to be assessed Team A if the request is not sustained?

The Referee must honor this request. If the complaint is not sustained, no bench minor penalty is assessed unless the Referee feels that the request was made solely for the purpose of delaying the game Rule References 307(a & c), 304(f), and 610(h).

→ Situation 7

May the Referee make a measurement of equipment without a request from the opposing team?

Yes. Rule Reference 307(b).

The Referee may measure any equipment, other than a stick, without a request from the opposing team, but only when the equipment in question is being used for the first time in the game. The Referee may, however, order the replacement of any equipment that he deems to be dangerous, at any time.

→ Situation 8

May a Referee measure the stick of a player without a request from the opposing team?

No. Rule Reference 307(b).

A request for a stick measurement must come from the opposing team. Any other piece of equipment may be measured by the referee provided it is being used for the first time in the game.

However, if the stick is deemed to be dangerous (edges are not beveled or the blade has a pointed end), the Referee may order the player to remove the stick from the game.

RULE 308 ELECTRONIC EQUIPMENT**→ Situation 1**

Team A is using a light on the players bench for the purpose of informing players on the ice that it is time for a line change. Is this permissible?

No. Rule Reference 308(a).

While this is not considered as an electronic device, it is still prohibited by this rule. Additionally, it creates a potential distraction to the opposing team.

→ Situation 2

A team is using a two-way radio system between a coach on the players' bench and a non-team official in the spectator area. Is this permissible?

Yes. Rule Reference 308(a).

The rule prohibits such communication between a player or goalkeeper (on or off the ice) and either a person on the bench or somewhere else in the arena. Communication between the bench and personnel not on the bench is permitted.

RULE 309 ADJUSTMENT TO CLOTHING AND EQUIPMENT

→ Situation 1

The goalkeeper requests that he be permitted to go to his players' bench to obtain a new catching glove and remain on the ice for the ensuing face-off. Should the Referee permit this action?

No. Rule References 309(a & b) and 205(c).

Any such equipment change must be made by another player delivering the glove to the goalkeeper and such change must be made quickly without delaying the game.

→ Situation 2

May a Referee grant a goalkeeper permission to go to his players' bench to adjust his equipment, recover from an injury or get a drink of water, then permit that goalkeeper to return to the game during the stoppage of play, even though the team has a substitute dressed and on the bench?

No. Rule References 309(b) and 205(c).

Any time a goalkeeper goes to his players' bench during a stoppage of play, he must be replaced or a bench minor penalty be assessed.

However, if an unusual delay in the game occurs, such as a required rink or equipment repair, the Referee may give the goalkeeper permission to wait out the delay at his bench. A water bottle on the top of the goal is permitted.

SECTION FOUR
PENALTIES



Rule 401 Penalties

- (a) Penalties shall be actual playing time and shall be divided into the following classes:
- (1) Minor/Bench Minor Penalties
 - (2) Major Penalties
 - (3) Misconduct Penalties
 - (4) Match Penalties
 - (5) Penalty Shot

(Note 1) When play is not actually in progress and an offense is committed by any player or Team Official, the same penalty shall apply as though play were actually in progress.

(Note 2) Should a player commit multiple infractions on the same play, either before or after the Referee has stopped play, the offending player shall serve the penalties consecutively.

- (b) Any player, except in Adult age classifications, who receives five penalties in the same game shall be assessed a game misconduct penalty. Any Adult player who receives five penalties in the same game shall be immediately ejected for the remainder of the game with no further suspension.

Any Head Coach whose team, except in Adult age classifications, receives 15 or more penalties during one game shall be suspended for the next scheduled game of that team.

Rule 402 Minor Penalties

(Note) (Except for Adults) Affiliates or governing bodies are authorized to reduce the length of minor penalties to no less than one and one-half minutes for games under their jurisdiction where the period length is reduced to 15 minutes or less.

- (a) For a "MINOR PENALTY," any player, other than a goalkeeper, shall be ruled off the ice for two minutes during which time no substitute shall be permitted.
- (b) For a "BENCH MINOR" penalty one player shall be ruled off the ice for a period of two minutes, during which time no substitute shall be permitted. Any non-penalized player of the team who was on the ice at the time of the infraction, except the goalkeeper, may be designated to serve the penalty

by the Manager or Coach through the playing Captain, and such player shall promptly take his place on the penalty bench.

- (c) If the opposing team scores a goal while a team is shorthanded (below the on ice numerical strength of its opponent at the time of the goal) by one or more minor penalties, one of such penalties shall automatically terminate. The penalty that terminates automatically is the first minor or bench minor penalty (non-coincidental) then being served by the “shorthanded” team. This rule shall not apply when a goal is scored on a penalty shot or an awarded goal.
- (d) When the minor penalties of two players of the same team terminate at the same time, the Captain of that team shall designate which player will return to the ice first.
- (e) When a player receives a major penalty and a minor penalty at the same time, the major penalty shall be served first by the penalized player. However, if the major or match penalty is assessed under the coincidental major or match penalty rules, the minor penalty will be recorded and served first.
- (f) When an equal number of minor penalties (coincidental) are assessed to players from both teams, the penalized players shall take their place on the penalty bench and immediate substitution will take place for an equal number of minor penalties. The penalized players shall not leave the penalty bench until the first stoppage of play following the expiration of their penalties. Additional minor penalties assessed at the same stoppage that are not considered coincidental minor penalties shall be served in the normal manner.

Coincidental minor penalties shall not be taken into account for the purpose of a delayed penalty under Rule 408 (Delayed Penalties).

Rule 403 Major Penalties

- (a) For the first “MAJOR PENALTY” in any one game, any player, except the goalkeeper, shall be ruled off the ice for five minutes, during which time no substitute shall be permitted.

- (b) For the second major penalty in the same game to the same player or goalkeeper, that player shall be assessed a game misconduct penalty in addition to the major penalty. The player or goalkeeper shall be suspended for his team's next two games. This two-game suspension is in addition to any other required suspensions incurred during the same incident.
- (c) When an equal number of major penalties (coincidental), are assessed to players from both teams, the penalized players shall take their place on the penalty bench and immediate substitution will take place for an equal number of major penalties. The penalized players shall not leave the penalty bench until the first stoppage of play following the expiration of their penalties. Additional minor or major penalties assessed at the same stoppage that are not considered coincidental penalties shall be served in the normal manner.

The coincidental penalty rule shall also apply in all situations where penalties of equal duration (minor or major penalties) are assessed to both teams.

Coincidental major penalties shall not be taken into account for the purpose of a delayed penalty under Rule 408 (Delayed Penalties).

- (d) **(For all Youth, High School and Girls' Age Classifications)** When a player is assessed a major plus misconduct or game misconduct penalty, unless immediate substitution is permitted under the coincidental major penalty Rule 403(c), the penalized team shall immediately place a substitute player on the penalty bench and such player may not be changed.

(For Adult Classifications) When a player is assessed a major plus misconduct or game misconduct penalty, unless immediate substitution is permitted under the coincidental major penalty Rule 403(c), the penalized team shall place a substitute player on the penalty bench before the penalty expires. No other replacement for the penalized player shall be permitted to enter the game except from the penalty bench upon expiration of the penalty. For violation of this rule a bench minor penalty for illegal substitution shall be imposed.

Rule 404 Misconduct Penalties

- (a) A “MISCONDUCT” penalty involves the removal of a player, other than a goalkeeper, from the game for a period of 10 minutes with immediate substitution taking place on ice. A player whose misconduct penalty has expired shall remain on the penalty bench until the next stoppage of play.

Unless immediate substitution is permitted under the coincidental minor penalty rule 402(f), when a player receives a minor penalty plus a misconduct or game misconduct penalty at the same time, the penalized team shall immediately place an additional non-penalized player, other than a goalkeeper, on the penalty bench and such player may not be changed.

In the case where a player receives a major plus misconduct or game misconduct penalty, unless immediate substitution is allowed under the coincidental major penalty rule 403(c), the penalized team shall place a substitute player on the penalty bench immediately (*for Youth, Girls’ and High School Classifications*) or before the penalty expires (*for Adult Classifications*). No other replacement for the penalized player shall be permitted to enter the game except from the penalty bench upon expiration of the penalty.

For violation of this rule a bench minor penalty for illegal substitution shall be imposed.

- (b) A “GAME MISCONDUCT” penalty involves the suspension of a player or Team Official for the balance of the game with immediate substitution taking place on ice.

A player or Team Official incurring a game misconduct penalty shall also be suspended for his team’s next game (the game already appearing on the schedule of that team at the time of the infraction), except that when such penalty is imposed under Rule 403(b) (Second Major in Game) there shall be a minimum two-game suspension.

(Note) In all cases where a game misconduct penalty is assessed, the incident shall be reported to the proper authorities who shall have full power to impose further suspensions.

(Note 2) For all game misconduct penalties regardless of when imposed, a total of 10 minutes shall be charged in the records against an offending player.

- (e) If any Team Official is assessed a game misconduct penalty, he may not remain near the bench of his team, nor in any way attempt to direct the play of his team.

Rule 405 Match Penalties

- (a) A “MATCH” penalty involves the immediate removal of a player or Team Official for the balance of the game and a five minute time penalty shall be assessed.

(Note) For all “MATCH” penalties, regardless of when imposed, or prescribed additional penalties, a total of 10 minutes shall be charged in the records against the offending player or Team Official.

(For all Youth, High School and Girls’ Age Classifications)

Unless immediate substitution is permitted under the coincidental major penalty Rule 403(c), the penalized team shall immediately place a substitute player on the penalty bench and such player shall not be changed.

(For Adult Classifications) Unless immediate substitution is permitted under the coincidental major penalty Rule 403(c), the penalized team shall place a substitute player on the penalty bench before the penalty expires. No other replacement for the penalized player shall be permitted to enter the game except from the penalty bench upon expiration of the penalty. For violation of this rule a bench minor penalty for illegal substitution shall be imposed.

- (b) When coincidental match penalties have been imposed or when any combination of coincidental major and match penalties have been assessed to a player or players of both teams, Rule 403(c) covering coincidental major penalties will be applicable with respect to player substitutions.
- (c) A player or Team Official incurring a match penalty shall be suspended from participating in any USA Hockey games and practices until his case has been dealt with by the proper authorities. A hearing by the proper authorities shall be offered to be held (including any further disciplinary action) within 30 days of the incident (“30-day period”) together with a decision in accordance with Bylaw 10D (Suspension Hearings/Domestic Competition Playing Rules). If extenuating circumstances prevent the proper authorities

from conducting the hearing within the 30-day period, the player or Team Official shall be automatically reinstated after the 30-day period. The failure to offer the hearing shall not prohibit the hearing body from conducting the hearing after the 30-day period and imposing further disciplinary action.

(Note) The Referee is required to report all match penalties and the surrounding circumstances to the proper authorities immediately following the game in which they occur.

- (d) If any Team Official is assessed a match penalty, he may not sit near the players' bench of his team, nor in any way attempt to direct the play of his team.
- (e) Original jurisdiction in any hearing resulting from a match penalty assessed under Rule 601(f.1) (Physical Assault of Officials) shall reside with the Affiliate.

Rule 406 Penalty Shot

- (a) If the offense for which the penalty shot was awarded was such as would normally incur a minor or bench minor penalty, the non-offending team may, prior to the penalty shot, elect that the minor or bench minor penalty be assessed to the offending player or team in lieu of the penalty shot. If the penalty shot is selected, the offending team shall not be reduced in on-ice strength as a result of the infraction.

If the offense for which the penalty shot was awarded was such as would normally incur a major or match penalty, such penalty shall be imposed in addition to the penalty shot regardless as to whether a goal was scored or not. In addition, misconduct penalties will also be served in the normal manner.

- (b) In cases where a penalty shot that has been awarded where a specific player has been fouled [Rules 610(e & f), 616(b), 629(c) and 637(a & b)], the Referee shall designate the fouled player to take the penalty shot.

In cases where a penalty shot that has been awarded where a specific player has not been fouled [Rules 205(e), 610(e & f), 614(b), 618(a) and 637(a)], the player selected to take the penalty shot shall be designated by the Captain of the non-

offending team from the players who were on the ice at the time the infraction occurred.

If by reason of injury the player designated by the Referee to take the penalty shot is unable to do so within a reasonable time, the shot may be taken by a player selected by the Captain of the non-offending team from the players on the ice at the time the infraction occurred.

Once the player has been designated to take the shot, either by the Referee or Captain, such player may not be changed unless that player had incurred a game misconduct or match penalty prior to taking the penalty shot. In this instance, the Captain of the non-offending team shall designate a player who was on the ice at the time of the infraction to take the penalty shot.

If the player designated to take the penalty shot is assessed a minor or major penalty in connection with the play prior to taking the penalty shot, he shall first be permitted to complete the penalty shot prior to taking his place on the penalty bench.

Only a player designated as a goalkeeper, substitute goalkeeper or temporary goalkeeper (see Glossary) may defend against a penalty shot.

- (c) A "Penalty Shot" shall be taken as follows: The puck shall be placed on the center ice face-off spot and on the instruction of the Referee, the player taking the shot will play the puck from there and attempt to score on the goalkeeper. Once the player taking the shot has touched the puck, it must be kept in motion towards the opponent's goal line and once it is shot the play shall be considered complete. No goal can be scored on a rebound of any kind and any time the puck crosses the goal line the shot shall be considered complete.

The goalkeeper must remain in his crease until the player taking the penalty shot has touched the puck. The goalkeeper may attempt to stop the shot in any manner except by throwing his stick or any object, in which case a minor penalty shall be assessed to the goalkeeper.

While the penalty shot is being taken, players from both teams must be on their players' benches.

When an infraction occurs calling for a penalty shot during actual playing time, the shot will be taken immediately upon

completion of the play (delayed whistle by the Referee). The time required to compete the penalty shot shall not be included in the regular playing time.

If a goal is scored from a penalty shot, the puck shall be faced at center ice in the usual way. If a goal is not scored, the puck shall be faced at either of the end face-off spots in the zone in which the penalty shot has been attempted

- (d) For any violation committed by a goalkeeper during the penalty shot, the Referee shall allow the shot to be completed and if the shot fails, another penalty shot shall be awarded. Any penalties assessed will be served in the normal manner whether or not a goal is scored on the penalty shot.

If, while the penalty shot is being taken, any player of the opposing team shall have by some action interfered with or distracted the player taking the shot, and as a result the shot was failed, a second attempt shall be permitted and the Referee shall impose a misconduct penalty on the player who committed the infraction.

Rule 407 Goalkeeper Penalties

- (a) A goalkeeper shall not be sent to the penalty bench for an offense that incurs a minor, major or misconduct penalty. These penalties shall be served by another member of his team who was on the ice when the offense was committed. The player shall be designated by the Coach of the offending team through the Captain and such substitute may not be changed.
- (b) Should a goalkeeper incur a game misconduct or a match penalty, his place will be taken by a member of his own team, or by a substitute or temporary goalkeeper who is available, and such player will be allowed the goalkeeper's full equipment.

Any other penalties assessed to a goalkeeper, including minor, major, misconduct or match penalties, shall be served by another member of the team on the ice at the time the offense was committed. The player shall be designated by the Coach of the offending team through the Captain and such substitute may not be changed.

(Note) All penalties assessed to a goalkeeper, regardless of who serves the penalty, or any substitution, shall be charged in the records against the goalkeeper.

- (c) If a goalkeeper deliberately participates in the play in any manner when he is beyond the center red line, a minor penalty shall be assessed.

Rule 408 Delayed Penalties

- (a) If a third player shall be penalized while two players of the same team are serving non-coincidental penalties, he shall proceed to the penalty bench immediately and may be replaced by a substitute on the ice. However, the penalty time of the third player shall not begin until the first such penalty has expired.
- (b) When either team has three players serving penalties at the same time under this rule and a substitute is on the ice to replace the third penalized player, no players may return to the ice upon expiration of their penalty following a stoppage of play.

However, if the penalized team is entitled to have more players on the ice as a result of expired penalties, the Penalty Timekeeper shall permit the player(s) to return in the order in which their penalty has expired.

When the penalties of two players of the same team expire at the same time, the Captain shall designate which player will return to the ice first.

- (c) When a major and a minor penalty are imposed at the same time on players of the same team, the Penalty Timekeeper shall record the minor as being the first of such penalties.
- (d) Where it is required to determine which of the penalized players shall be designated to serve the delayed penalty, the penalized team shall have the right to make such designation provided such designation is not in conflict with Rule 402 (Minor Penalties).

*(Note) This applies to the case where the penalties are assessed to **different** players of the same team. See also Rule 402(e)(Minor Penalties).*

Rule 409 **Calling of Penalties**

- (a) Should an infraction of the rules be committed by a player of the team in possession and control of the puck, the Referee shall immediately stop play and assess the penalty(s) to the offending player(s).

Should an infraction of the rules be committed by a player of a team NOT in possession and control of the puck the Referee shall signal a delayed penalty. Play will be stopped immediately when the offending team gains possession and control of the puck and the penalty(s) assessed to the offending players(s).

(Note 1) Play is stopped when the offending team gains "possession and control" of the puck as defined in the Glossary. A rebound off of the goalkeeper or accidental contact with any opposing player is not considered to establish "possession and control."

(Note 2) There shall be no delayed penalty signal given by the Referee for a misconduct or game misconduct penalty under this section.

The resulting face-off will take place at the nearest face-off location where play was stopped unless:

- (1) The stoppage occurred in the attacking zone of the team who committed the infraction – in which case the face-off will take place at the nearest neutral zone face-off spot.
 - (2) Or the stoppage of play was the result of a non-offending team icing the puck, shooting the puck out of play from their defending zone or the puck becomes unplayable in the defending zone, in which case the face-off will take place at the nearest neutral zone face-off spot.
- (b) If the penalty or penalties to be imposed are minor penalties and a goal is scored on the play by the non-offending team, the first minor penalty shall be imposed and recorded but shall be deemed expired. All other penalties shall be imposed in the normal manner regardless of whether or not a goal is scored.

If the Referee signals an additional minor penalty(s) against a team that is already shorthanded (below the

numerical strength of its opponent on the ice at the time of the goal) because of one or more minor or bench minor penalties, and a goal is scored by the non-offending team, the goal shall be allowed. The delayed penalty(s) shall be assessed and the first non-coincidental minor penalty already being served shall terminate automatically under Rule 402(c) (Minor Penalties).

- (c) If the Referee has signaled a delayed penalty and the puck shall enter the goal of the non-offending team as the direct result of the action of a player of that team, the goal shall be allowed and the penalty signaled shall be imposed in the normal manner.
- (d) All minor and bench minor penalties occurring after a goal has been scored or during the stoppage of play when a penalty shot is being attempted, shall be served in the normal manner under this rule.

Rule 410 Supplementary Discipline

- (a) In addition to the suspensions imposed under these rules, the proper disciplinary authority, at its discretion and after the game has been completed, may investigate any incident that occurs in connection with any game. Any incident that occurs prior to, during, or after the game is subject to review regardless of whether the action was penalized by the Referee.
- (b) Suspensions imposed during a USA Hockey governed playoff event (State, District or National Championships) must be served during that same event where the suspension occurred. If the length of suspension carries beyond that event for an advancing team, the Discipline Committee of the following Championship shall be the sole authority in determining the eligibility of the individual(s).
- (c) In the case of a Match penalty, the proper disciplinary authority (as defined in the Glossary) shall be required to conduct any disciplinary actions in accordance with the provisions of USA Hockey's "Resolutions of Disputes, Arbitration and Suspensions" section of the current *USA Hockey Annual Guide*.

CASEBOOK FOR PENALTIES

RULE 401 PENALTIES

→ Situation 1

Can the Referee impose penalties that occur during the pregame warm-up?

Yes. Rule References 401(a Note 1) and 502(a).

The Officials should enter the ice prior to the start of the warm-up period and must personally witness the incident in order for penalties to be assessed. All penalties imposed during the pre-game warm-up begin at the opening face-off.

→ Situation 2

An Official blows his whistle to stop play. The players around the puck do not hear the whistle and the play continues. During this time, a player commits an infraction that calls for a minor penalty. Should the Referee assess the penalty even though play was supposed to have stopped prior to the infraction?

Yes. Rule Reference 401(a Note 1).

The penalty must be assessed even though the play has technically ended. Penalties that occur during stoppages of play must be called as if they actually occurred during normal playing time.

→ Situation 3

A team (Youth, Girls' or High School) is assessed 14 minor, 3 misconduct and 2 game misconduct penalties during a game. Is the Head Coach suspended for the next game of that team in this situation?

Yes. Rule Reference 401(b).

When the total number of assessed and recorded penalties equals or exceeds 15, the Head Coach is suspended for the next one game of the team.

→ Situation 4

At the 13:45 mark of the third period a team (Youth, Girls' or High School) is assessed its fifteenth penalty. Is the Head Coach immediately removed from the bench and assessed a game misconduct penalty?

No in both instances. Rule Reference 401(b).

The Head Coach is given a one game suspension that is served during the next game of that team that is already on the schedule.

The Coach is not assessed a game misconduct penalty nor is he removed from the current game for this rule.

→ Situation 5

A team (Youth, Girls' or High School) is assessed 15 penalties during a game. Can the Assistant Coach or Manager serve the subsequent game suspension that is called for in this situation?

No. Rule Reference 401(b).

The individual that is designated as the Head Coach on the scoresheet for that game must serve the one game suspension.

→ Situation 6

During a game (Youth, Girls' or High School) the Head Coach is assessed a game misconduct penalty and the Assistant Coach takes control of the team. Later in the game that team incurs its fifteenth penalty. What suspensions are served?

Both coaches are suspended for the next game of that team. Rule Reference 401(b) and 404(b).

Once the Head Coach is removed from the game the Assistant Coach assumes the responsibility for the team. Whoever is considered to be in control of the team at the time the 15th penalty is assessed (if still the Head Coach – he would serve this suspension in addition to his game misconduct suspension) is the individual who must serve the one game suspension under this rule.

→ Situation 7

A player (Youth, Girls' or High School) is assessed a minor plus a misconduct penalty. Does this infraction count as one or two penalties toward the cumulative penalty rule?

Two. Rule Reference 401(b).

Even though there has been only one infraction of the rules, there are two penalties assessed for this infraction that both count towards the cumulative penalty rule.

→ Situation 8

A player (Youth, Girls' or High School) is assessed a major and a game misconduct penalty which also constitutes his fifth penalty in that game. How many games is the player suspended?

Assuming this was not the second major penalty of the game, he shall be suspended for two games. Rule Reference 401(b) and 404(b).

He receives a one game suspension for the major and game misconduct penalty assessed, and a one game suspension for his second game misconduct penalty (incurring five penalties in one game).

→ Situation 9

During a delayed penalty signal to Team A, Team B scores a goal. The signaled penalty is recorded but not served. Is the signaled infraction included in the cumulative penalty rules for players and teams (Youth, Girls' or High School)?

Yes. Rule References 401(b) and 409(b).

Each penalty that is recorded on the scoresheet, whether or not it is actually served, counts towards the cumulative penalty rules.

→ Situation 10

The Referee is signaling a minor plus a misconduct penalty to a Team A player (Youth, Girls' or High School) for Checking from Behind. During the delay, Team B scores a goal. The minor penalty is recorded, but not served, and the player serves the misconduct portion of the infraction. How many penalties apply toward the cumulative penalty rule?

Both penalties are counted. Rule Reference 401(b) and 409(b).

Each penalty that is recorded on the scoresheet, whether or not it is actually served, counts towards the cumulative penalty rules.

→ Situation 11

Do coincident minor penalties apply toward the cumulative penalty rule (Youth, Girls' or High School)?

Yes. Rule Reference 401(b).

Even though no penalty time is displayed on the clock, the penalties are still counted towards the 5/15 rule.

→ Situation 12

Does a Penalty Shot apply toward the cumulative penalty rule (Youth, Girls' or High School)?

Yes. Rule Reference 401(b).

A Penalty Shot is considered an infraction and would normally incur a penalty if it did not fit into the penalty shot criteria.

→ Situation 13

A defending player (Youth, Girls' or High School) deliberately displaces the goal with the goalkeeper off the ice which clearly prevents a goal. The Referee correctly awards a goal to the non-offending team. Does this infraction apply toward the cumulative penalty rule?

Yes. Rule Reference 401(b).

An Awarded Goal is considered an infraction and would normally incur a penalty if it did not fit into the awarded goal criteria.

→ Situation 14

During a game, a player (Youth, Girls' or High School) receives five penalties and his team is assessed fifteen penalties, both calling for game suspensions. How are these game suspensions reported?

The Referee shall note these infractions on the scoresheet and notify the proper authorities. Rule Reference 404(b).

RULE 402 MINOR PENALTIES**→ Situation 1**

Are there any instances in which a bench minor penalty does not have to be served by a player on the ice at the time of the infraction?

No. Rule References 402(b).

Bench minor penalties must be served by a non-penalized player who was on the ice at the time of the infraction.

In those rare occasions when a bench minor penalty is assessed and there are no players on the ice (e.g. before the start of the game, during intermissions, during a penalty shot, etc.), the team may designate any non-penalized player, except a goalkeeper, to serve the bench minor penalty.

→ Situation 2

A player is assessed a minor penalty and then his team is assessed a bench minor penalty during the same stoppage of play. The player's Coach requests that the player also serve the bench minor penalty? Should the Referee permit this?

No. Rule Reference 402(b).

Because the bench minor penalty is assessed to the team and not to an individual player, the Coach must designate a non-penalized player who was on the ice at the time of the infraction to serve the bench minor penalty. The team will then play shorthanded by two players for two minutes, unless a goal is scored that would terminate a minor penalty.

→ Situation 3

May a penalized player serve a bench minor penalty that has been subsequently assessed to his team?

No. Rule Reference 402(b).

The player designated to serve a bench minor penalty must be a non-penalized player, except goalkeeper, who was on the ice at the time of the infraction.

→ Situation 4

During play, Team A inadvertently plays while having six players plus a goalkeeper on the ice. When the team gains possession of the puck the Referee stops the play and assesses a bench minor penalty for “too many players on the ice.” The Coach vehemently protests the call and is subsequently assessed an additional bench minor penalty before the ensuing face-off. May the Coach designate the same player to serve both bench minor penalties.

No. Rule Reference 402(b)

The team must designate two players who were on the ice at the time of the infractions, except a goalkeeper, to serve these penalties. Because each infraction is considered to be a separate penalty, the team must play short-handed by two players for two minutes. They do not have the option of playing shorthanded by one player for four minutes.

→ Situation 5

A team with only six players is short-handed by two players and is subsequently assessed a bench minor penalty. May the first of the penalized players be designated to serve the delayed bench minor penalty after his penalty expires?

No. Rule References 402(b) and 201(a).

The player designated to serve a bench minor penalty must be a non-penalized player, except a goalkeeper, who was on the ice at the time of the infraction. If the team is unable to put the proper number of players on the ice because of this situation, the game shall be declared a forfeit.

➔ **Situation 6**

Is there a general rule of thumb for determining which penalty, if any, expires as the result of a goal scored by the opposing team?

Yes. There are many situations where a minor penalty terminates as the result of a goal being scored against a team that is shorthanded. Rule Reference 402(c) and 402(f).

NOTE: “Shorthanded” is to be interpreted as meaning that the team is below the on-ice numerical strength of its opponent.

When a goal is scored, ask yourself:

Is the team that was scored upon below the on-ice numerical strength of its opponents?	If NO , take no action.
If YES , Is there at least 1 non-coincident minor or bench minor penalty being served by the team that was scored upon?	If NO , take no action.
If YES , Terminate the minor or bench minor penalty with the least time remaining on the clock.	

The following guidelines will assist the Referee in making the correct decision as to which penalty, if any, expires when a goal is scored:

- (1) When both teams are at equal on-ice numerical strength, no penalty can expire as the result of a goal.
- (2) The penalty that expires is the minor or bench minor penalty then being served with the least time remaining on the penalty clock.
- (3) A major penalty cannot expire as the result of a goal scored.
- (4) A double minor penalty is always treated as two separate minor penalties, not one four-minute penalty.

- (5) Any time two minor penalties to different players of the same team expire at the same time, the Captain has the choice as to which player will return first.

The following examples illustrate how rule 402 is to be applied when terminating a penalty as the result of a goal being scored.

One player assessed a double minor or a major plus a minor penalty.

TIME	TEAM A	TEAM B	ANSWER
3:00	X- 2+2		No one returns
4:30		Goal	
The first minor penalty to X terminates. His second minor penalty begins at 4:30. Double minor penalties are treated as two separate penalties.			

3:00	X- 2+2		X returns
5:30		Goal	
X's first minor penalty has expired so the second penalty terminates.			

3:00	X- 5+2		No one returns
4:30		Goal	
The major penalty must be served first.			

3:00	X- 5+2		X returns
8:30		Goal	
The major penalty has expired so the minor penalty terminates.			

Two players on the same team assessed combinations of minor and major penalties.

TIME	TEAM A	TEAM B	ANSWER
3:00	X- 2		X returns
4:00	Y- 2		
4:45		Goal	
The minor penalty to X had less time remaining than Y's			
3:00	X- 2		X returns
4:00	Y- 5		
4:45		Goal	
The only minor penalty being served is X's.			
3:00	X- 5		Y returns
4:00	Y- 2		
4:45		Goal	
The only minor penalty being served is Y's.			
3:00	X- 2+2		No one returns
4:00	Y- 2		
4:45		Goal	
The first minor penalty to X terminates. It had less time remaining than Y's			
3:00	X- 2+2		Y returns
4:00	Y- 2		
5:30		Goal	
The second penalty to X began at 5:00. The minor penalty to Y began before the second penalty to X. Double minor penalties are always treated as two separate minor penalties.			
3:00	X- 5+2		Y returns
4:00	Y- 2		
4:45		Goal	
X must serve his major penalty first. A major penalty cannot terminate as the result of a goal scored.			

TIME	TEAM A	TEAM B	ANSWER
3:00	X- 5+2		Y returns
7:30	Y- 2		
8:05		Goal	
The minor penalty to X began at 8:00. The minor penalty to Y terminates as this penalty had the lesser time remaining.			

4:00	X- 5+2		Both X and Y return
7:00	Y- 2		
9:00		Goal	
The minor penalty to Y and the major penalty to X have expired. The minor penalty to X terminates as a result of the goal.			

3:40	X- 5+2		Captain's choice of
8:40	Y- 2		X or Y return
9:10		Goal	
The major penalty has already expired. The minor penalties to X and Y are scheduled to expire at the same time.			

Three players on the same team assessed a combination of minor and major penalties. "Sig." = the infraction is being signaled by the Referee when the goal is scored.

TIME	TEAM A	TEAM B	ANSWER
3:00	X- 2		X returns; Team A
3:30	Y- 2		remains short-
4:00	Z- 2		handed by 2 players
4:30		Goal	
The minor penalty to X had less time remaining than Y's. The delayed penalty to Z starts at 4:30.			

3:00	X- 2		X and Y return;
3:30	Y- 2		Team A will be
4:00	Z- 2		short-handed by
5:15		Goal	one player
The penalty to X expired, and the minor penalty to Y had less time remaining than Z's. The delayed penalty to Z began at 5:00, upon the expiration of the penalty to X.			

TIME	TEAM A	TEAM B	ANSWER
3:00	X- 2		X returns and the
3:30	Y- 2		signaled penalty to
Sig.	Z- 2		Z is assessed; Team
4:30		Goal	A remains short handed by 2 players.-

The penalty to X had less time remaining than Y's. Only one minor penalty can be terminated as the result of a goal scored.

3:00	X- 2		Y returns and the
3:30	Y- 2		signaled penalty to
Sig.	Z- 2		Z is assessed; (X
5:15		Goal	returned at 5:00); Team A will be short handed by one player.

The penalty to Y was the only minor penalty being served at the time of the goal.

3:00	X- 5		Y returns and the
3:30	Y- 2		signaled penalty to Z
Sig.	Z- 2		is assessed; Team A
4:30		Goal	remains shorthanded by 2 players.

A major penalty cannot terminate as the result of a goal scored. The penalty to Y was the only minor penalty being served at the time of the goal.

One player on each team assessed a combination of minor and major penalties.

TIME	TEAM A	TEAM B	ANSWER
3:00	X- 2		No one returns
3:30		B- 2	
4:15		Goal	

The teams were at equal numerical strength at the time of the goal, so no penalty may be terminated.

TIME	TEAM A	TEAM B	ANSWER
3:00	X- 2+2		No one returns
3:30		B- 2	
4:15		Goal	

The teams were at equal numerical strength at the time of the goal, so no penalty may be terminated.

3:00	X- 5+2		No one returns
3:30		B- 2	
4:15		Goal	

The teams were at equal numerical strength at the time of the goal, so no penalty may be terminated.

3:00	X- 5+2		No one returns
8:30		B- 2	
9:40		Goal	

The major penalty to X has expired, but the teams were still at equal numerical strength at the time of the goal.

Unequal number of players assessed a combination of minor and major penalties.

TIME	TEAM A	TEAM B	ANSWER
3:00	X- 2		X returns
3:30		B- 2	
4:00	Y- 2		
4:30		Goal	

The minor penalty to X had less time remaining than the minor to Y.

3:00	X- 2		X returns
3:30	Y- 2		
4:00		B- 2	
4:30		Goal	

The minor penalty to X had less time remaining than the minor to Y.

TIME	TEAM A	TEAM B	ANSWER
3:00		B- 2	X returns
3:30	X- 2		
4:00	Y- 2		
4:30		Goal	
The minor penalty to X had less time remaining than the minor to Y.			

3:00		B- 2	X returns
3:30	X- 2		
4:00	Y- 5		
4:30		Goal	
The minor penalty to X is the only Team A penalty eligible for termination.			

3:00	X- 2		X returns
3:30		B- 5	
4:00	Y- 2		
4:30		Goal	
The minor penalty to X had less time remaining than the minor to Y.			

3:00	X- 2		X returns
3:30		B- 2	
4:00	Y- 5		
4:30		Goal	
The minor penalty to X is the only Team A penalty eligible for termination.			

3:00	X- 2		X returns
3:30		B- 5	
4:00	Y- 5		
4:30		Goal	
The minor penalty to X is the only Team A penalty eligible for termination.			

TIME	TEAM A	TEAM B	ANSWER
3:00	X- 5		Y returns
3:30	Y- 2		
4:00		B- 2	
4:30		Goal	
The minor penalty to Y is the only Team A penalty eligible for termination.			

3:00	X- 5		Y returns
3:30		B- 2	
4:00	Y- 2		
4:30		Goal	
The minor penalty to Y is the only Team A penalty eligible for termination.			

3:00	X- 2		X returns
3:30	Y- 5		
4:00		B- 2	
4:30		Goal	
The minor penalty to X is the only Team A penalty eligible for termination.			

3:00		B- 5	X returns
3:30	X- 2		
4:00	Y- 2		
4:30		Goal	
The minor penalty to X had less time remaining than the minor to Y.			

3:00	X- 2+2		First minor penalty to X terminates.
3:30		B- 2	
4:00	Y- 2		
4:30		Goal	
The first minor penalty to X had less time remaining than Y's. On-ice numerical strength remains unchanged when play resumes.			

TIME	TEAM A	TEAM B	ANSWER
3:00	X- 2		X returns; Team A is still serving two penalties.
3:15	Y- 2		
3:30		B- 2	
3:35	Z- 2		
4:00		Goal	

The minor penalty to X had less time remaining than Y's. The delayed minor penalty to Z begins at 4:00.

3:00	X- 2		X and Y return
3:15	Y- 2		
3:30		B- 2	
3:35	Z- 2		
5:10		Goal	

The penalty to X has expired at 5:00. The minor penalty to Y had less time remaining than Z's (which began at 5:00).

An equal number of opposing players are assessed penalties at the same time.

TIME	TEAM A	TEAM B	ANSWER
3:00	X- 5+2	B- 2+2	No one returns
4:30		Goal	

Both teams were at equal numerical strength at the time of the goal. The minor penalty to X and one of the minors to B offset, thus Team A will play short handed 5 minutes and Team B for 2 minutes.

3:00	X- 5+2	B- 5	The player serving the minor for X returns.
4:30		Goal	

The coincident major penalties were offset, thus the minor penalty started immediately.

3:00	X- 2		X returns
3:30	Y- 2	B- 2	
4:30		Goal	

The minor penalty to X is the only penalty being displayed on the penalty clocks.

TIME	TEAM A	TEAM B	ANSWER
3:00	X- 2	B- 2	Y returns
3:30	Y- 2		
4:30		Goal	
At 3:00 both teams remained at full numerical strength because the coincident minor penalties to X and B are offset. Y's minor penalty is the only penalty eligible for termination.			
3:00	X- 2	B- 2	No one returns
3:30	Y- 5		
4:00		Goal	
At 3:00 both teams remained at full numerical strength because the coincident minor penalties to X and B are offset. A major penalty cannot expire as the result of a goal.			
3:00	X- 2	B- 5	X returns
3:30	Y- 2		
4:30		Goal	
Each team received one penalty at the same time (3:00), but those minor and major penalties are not considered as "coincident." The minor penalty to X had less time remaining than Y's.			
3:00	X- 2	B- 5	X returns
3:30	Y- 5		
4:30		Goal	
As in the previous example, the two penalties at 3:00 are not considered as "coincident." The minor penalty to X is the only penalty eligible for termination.			
3:00	X- 2		X returns
3:30	Y- 5	B- 5	
4:30		Goal	
The minor penalty to X is the only penalty eligible for termination. The major penalties are coincident and are offset.			
3:00	X- 5		No one returns
3:30	Y- 2	B- 2	
4:30		Goal	
The coincident minor penalties to Y and B offset. A major penalty cannot terminate as the result of a goal scored.			

TIME	TEAM A	TEAM B	ANSWER
3:00	X- 5		Y returns

3:30	Y- 2	B- 5	
4:30		Goal	

As explained previously, the penalties at 3:30 are not considered “coincident.” The minor penalty to Y is the only penalty eligible for termination.

3:00	X- 2+2	B- 2	The player serving the minor for X
3:30	Y- 2		returns.
4:30		Goal	

The first minor penalty to X and the minor penalty to B are coincident. The second minor penalty to X began at 3:00, and had less time remaining than Y’s minor penalty. X must remain on the penalty bench until the first stoppage at or after 6:30.

3:00	X- 2+2	B- 5	The first minor penalty to X expires
3:30	Y- 2		(the team remains short-handed)
4:30		Goal	

As explained previously, penalties at 3:00 are not considered “coincident.” The first minor penalty to X had less time remaining than Y’s minor.

3:00	X- 2	B- 2	Z returns
3:30	Y- 5		
4:00	Z- 2		
4:30		Goal	

At 3:00 both teams remained at full numerical strength. The coincident minor penalties to X and B are offset. The minor penalty to Z is the only penalty eligible for termination.

3:00	X- 2		X returns
3:30	Y- 5	B- 2	
4:30		Goal	

Team A is short-handed, and the minor penalty to X is the only penalty eligible for termination.

TIME	TEAM A	TEAM B	ANSWER
3:00	X- 2		X returns
3:30	Y- 5	B- 2	
4:00	Z- 2		
4:30		Goal	

The minor penalty to X is the only penalty eligible for termination. The delayed penalty to Z begins at 4:30.

An unequal number of opposing players are assessed penalties at the same time.

TIME	TEAM A	TEAM B	ANSWER
3:00	X- 2	B- 2	Captain's choice of X or Y's penalty
	Y- 2		
4:30		Goal	to terminate

The minor penalties to X and Y are scheduled to expire at the same time. The coincident minor penalties to B and either X or Y (Captain's choice at the time the penalties are assessed) are offset.

3:00	X- 2	B- 2	No one returns
	Y- 5		
4:30		Goal	

Team A is short-handed by reason of a major penalty. A major penalty cannot terminate as the result of a goal scored. The coincident minor penalties to X and B are offset.

3:00	X- 2	B- 5	Captain's choice of X or Y's penalty
	Y- 2		
4:30		Goal	to terminate

The minor penalties to X and Y are scheduled to expire at the same time.

3:00	X- 2	B- 5	X returns
	Y- 5		
4:30		Goal	

Immediate substitution for B and Y are permitted because coincident major penalties are offset.

TIME	TEAM A	TEAM B	ANSWER
3:00	X- 2+2 Y- 2	B- 2	Captain's choice (made when assessed).
4:30		Goal	<ul style="list-style-type: none"> • If Y was coincident, X's first minor ends. • If X's first minor was coincident, either X's or Y's penalty ends.

(see Note below)

The first penalty to X and the penalty to Y are scheduled to expire at the same time. The coincident minor penalties to B and either the first penalty to X or the penalty to Y (Captain's choice at the time the penalties are assessed) are offset. Team A choice to be one player shorthanded for 4 minutes or two players shorthanded for 2 minutes.

3:00	X- 2 Y- 2 Z- 2	B- 2	Captain's choice of X, Y or Z's penalty to terminate
------	----------------------	------	--

4:30 Goal

At 3:00, the Captain has to make a choice of which coincident minor penalty would be offset with the penalty to B. Upon the goal being scored, it is the Captain's choice of which of the remaining two penalties will expire.

3:00	X- 5 Y- 2 Z- 2	B- 2	Captain's choice of Y or Z's penalty to terminate
------	----------------------	------	---

4:30 Goal

At 3:00, the Captain has to make a choice of which coincident minor penalty would be offset with the penalty to B.

Note to situation referenced above: Because of the coincident penalties, Team A had the choice to be one player short-handed for 4 minutes or two players short-handed for 2 minutes. Effects of this choice based on a goal against at 4:30 when play resumes:

*One player short-handed for 4 minutes: Remaining penalty time is 2:00 for Player X.
Two players short-handed for 2 minutes: Remaining penalty time is 0:30 for the "non-coincident" Player.*

Specific examples that illustrate how the coincident minor penalty rule is to be applied.

TIME	TEAM A		TEAM B	
	#10	#21	#3	#6
5:10	2 min.		2 min.	
Immediate substitution for #10 and #3. Both teams play at full on-ice strength.				
5:10	2 min.		2 min.	
	2 min.		2 min.	
Immediate substitution for #10 and #3. Both teams play at full on-ice strength.				
5:10	2 min.	2 min.	2 min.	2 min.
Immediate substitution for #10, #21, #3 and #6. Both teams play at full on-ice strength.				
5:10	2 min.	2 min.	2 min.	
			2 min.	
Immediate substitution for #10 , #21 and #3. Both teams play at full on-ice strength.				
5:10	2 min.		2 min.	
			2 min.	
Immediate substitution for #10. Substitution for #3 after 2 minutes. An additional player shall be immediately placed on the penalty bench to “serve” the first minor penalty to #3.				
5:10	2 min.		5 min.	
			2 min.	
Immediate substitution for #10. Substitution for #3 after 5 minutes. An additional player shall be immediately placed on the penalty bench to “serve” the major penalty to #3.				
5:10	5 min.		2 min.	
			2 min.	
No substitution. All penalties are served by the penalized players. They return upon expiration.				

TIME	TEAM A		TEAM B	
	#10	#21	#3	#6
5:10	2 min.		2 min.	2 min.
Immediate substitution for #10. Captain's choice of immediate substitution for #3 or #6. Team B will play short-handed for 2 minutes.				
5:10	2 min.	2 min.	2 min. 2 min.	2 min.
Immediate substitution for #10, #21, and #3. Team B will play short-handed for 2 minutes.				
5:10	2 min.		2 min. 2 min.	2 min.
Immediate substitution for #10. Captain's choice of a.) immediate substitution for #6 (team plays short-handed by one player for 4 minutes), OR b.) offsetting the first minor penalty to #3, placing an additional player on the penalty bench to "serve" the minor penalty to #3 and skating short-handed by two players for 2 minutes.				

Always offset an equal number of minor penalties, regardless of the number of players receiving those penalties. Equal time penalties to an equal number of players is not a requirement in the application of the Coincident Minor Penalty rule.

Here are a couple of hints to grasp the penalty termination concept:

Take note of the first minor penalty time which properly goes onto the penalty clock. As long as that penalty is being served, it terminates if that team is scored upon and they are below the on-ice numerical strength of the scoring team. The order of subsequent penalties doesn't matter.

Make sure your Penalty Timekeeper doesn't put coincident minors on the penalty clocks. This will really complicate your decision-making, and selling your call, if times show on the clock and both teams are still skating at full strength.

→ Situation 7

Is a “substitute” player on the penalty bench entitled to return to the ice if the penalty which he is serving terminates upon the scoring of a goal?

Yes. The rules permit such return of a player, who is governed by the same rules as if the penalty was assessed to him. Rule Reference 402(c).

Examples of a “substitute” player include:

- (a) A player serving the goalkeeper’s penalty(s).
- (b) A player serving the penalty(s) for a player who was injured.
- (c) A player serving his team’s bench minor penalty.

→ Situation 8

Is an “additional” player on the penalty bench entitled to return to the ice if the penalty which he is “serving” terminates upon the scoring of a goal?

Yes. The “additional” player is governed by the same rules as if the penalty was assessed to him. Rule Reference 402(c).

In the case of an “additional” player, this person is on the penalty bench in addition to the originally penalized player (or his substitute). The player is not actually “serving” a penalty, but rather is on the penalty bench to allow for a proper return to the game (by way of the ice) upon expiration of the penalty during play.

Examples of an “additional” player include:

- (a) A player serving the minor/major penalty time to a player who was also assessed a misconduct penalty.
- (b) A player serving the minor penalty time to a player who was also assessed a coincident minor or major penalty.

→ Situation 9

A player is assessed a minor and a misconduct penalty. An additional player enters the penalty bench in order to return upon the expiration of the minor penalty. If the opposing team

scores a goal that would entitle the minor penalty to terminate, does the misconduct penalty time begin immediately?

Yes. Once a penalty has terminated, the serving of the next penalty begins so as to make the penalties consecutive. Rule References 402(c), 404(a), 409(b).

This ruling applies in all examples where the termination of a penalty does not complete the serving of all penalties assessed to a player.

➔ **Situation 10**

The goalkeeper is assessed a minor plus misconduct penalty. How are these penalties served?

Two, one “substitute” and one “additional”, players will need to be placed on the penalty bench. Rule References 402(c), 404(a), and 407(a).

A player on the ice at the time of the original infraction serves all of the goalkeeper’s penalties as a “substitute.” An “additional” player, who can be any player (non-goalkeeper) who is not then assessed or serving a penalty, also enters the penalty bench in order to return to the ice when the minor penalty expires.

If the minor penalty terminates upon the scoring of a goal by the opponents, the “additional” player returns to the ice, and the misconduct portion (served by the “substitute” player) of the goalkeeper’s penalty begins immediately.

➔ **Situation 11**

A goal is scored on a penalty shot against a team that is below the on-ice numerical strength of its opponent due to a minor penalty. Does the minor penalty expire because of the goal scored?

No. Rule Reference 402(c) and 406(a)

The goal scored on the penalty shot does not affect any additional penalty being served or signaled. To do so would be, in effect, terminating two penalties for the same goal.

→ Situation 12

Both teams are serving one non-coincident minor penalty and the Referee is signaling an additional minor penalty to Team A. Play stops when Team B scores a goal. Does any penalty terminate?

The signaled penalty is washed out as a result of the goal and the penalties on the clock remain. Rule References 402(c) and 409(b).

The teams were at equal strength when the goal was scored, therefore no penalty that was on the clock would terminate. The delayed penalty is then washed out just as it would have been had both teams been playing at full strength.

→ Situation 13

Team A is short-handed by one minor penalty. With play in progress, the Referee signals another minor penalty on Team A. Before play is stopped, Team B scores. Which penalties, if any, are washed out because of the goal?

The minor penalty being served is terminated and the delayed penalty is assessed in the normal manner. Rule References 402(c) and Rule 409(b).

Only one minor penalty is terminated as the result of a goal being scored.

→ Situation 14

During play, an infraction calling for a major penalty is signaled on a Team A player. As play continues, the same player commits another infraction calling for a minor penalty. Before play is completed, Team B scores a goal. Which penalties, if any, are washed out as a result of the goal being scored?

The minor penalty is washed out, as a result of the goal and the major penalty is assessed in the normal manner. Rule References 402(c) and 409(b).

A major penalty is never terminated, or washed out, as a result of a goal being scored.

→ Situation 15

At 7:00 player A1 is assessed a minor penalty and player B1 is assessed a double minor penalty. The penalty to A1 and one of the penalties to B1 are considered coincident, so Team B places an “additional” player on the penalty bench and will play shorthanded for two minutes. After the minor penalty has expired and Team B returns to equal strength, Team A scores a goal. Does the second minor penalty to B1 terminate as a result of the goal?

No. Rule References 402(c) and 402(f).

At the time the goal was scored, both teams were at equal on-ice strength, so no penalty can be terminated as a result of the goal. In this instance, B1 will have to serve the entire coincident minor penalty and is eligible to return at the first stoppage of play after 11:00.

→ Situation 16

Player B1 receives a double minor penalty and player A1 receives a minor penalty at 7:00. Both players enter the penalty bench and Team B plays short-handed by one player. Team A scores at 8:00, terminating the minor penalty to B1 that is being served by an additional Team B player. How much time does B1 have left to serve?

Two minutes plus a stoppage of play. Rule References 402(c) and 402(f).

In this instance, the coincident minor penalty will start when the first penalty is terminated as a result of the goal. B1 will be eligible to return at the first stoppage of play after two minutes.

→ Situation 17

Player A1 receives a minor penalty and is sent to the penalty bench. Prior to the ensuing face-off, a Team B player receives a minor penalty. Are these minor penalties considered to be coincident?

Yes. Rule Reference 402(f).

Coincident minor penalties occur any time that they are assessed during the same stoppage of play.

→ Situation 18

Player A1 receives a minor plus a misconduct penalty and player B2 receives a minor penalty at 5:00. Both players enter the penalty bench immediately. Is it necessary for Team A to place an additional player on the penalty bench?

No. Rule Reference 402(f).

In this instance, the minor penalties assessed are coincident and offset. Thus, player A1 must serve both the minor and misconduct penalties. He is released from the penalty bench at the first stoppage of play following expiration of both penalties.

Placing an additional player on the penalty bench is only necessary for substitution purposes when a penalty expires and the team is entitled to have another player on the ice.

→ Situation 19

A Team A player receives a double minor at 3:00 elapsed in the first period. The opposing team does not score during the first minor. Exactly at 5:00 a minor penalty is assessed to a Team B player. Does the “Coincident Minor” rule apply?

No. Rule Reference 402(f).

Even though both minor penalties will start at the same time, the penalties were actually assessed at different times. So, the “Coincident Minor” rule does not apply in this situation.

→ Situation 20

Player A1 receives a double minor penalty and player B2 receives a minor penalty at 5:00. Both players enter the penalty bench and Team A is to play short-handed by one player. Is it necessary for Team A to place an additional player on the penalty bench?

Yes. Rule References 402(f) and 205(d).

Team A must place an additional player on the penalty bench to return to the ice upon the expiration of the non-coincident minor penalty to player A1.

→ Situation 21

A Team B player is fouled from behind and the Referee deems that the infraction warrants a penalty shot. Play is stopped when a Team B player commits a minor penalty infraction. What are Team B's options?

Team B may elect to 1) choose the penalty shot or 2) choose the optional minor penalty. Rule References 402(f) and 406(a).

If Team B chooses the penalty shot they will play shorthanded by one player upon the completion of the shot. If they elect to accept the optional minor penalty in lieu of the penalty shot, the coincident minor penalty rule applies and the on-ice numerical strength is unchanged.

→ Situation 22

The Referee has signaled a delayed minor penalty to player A1. During the delay, player B2 scores a goal and subsequently slashes a Team A player, after the goal, for which the Referee assesses a minor penalty. Are these two minor penalties considered to be coincident?

No. Rule References 402(f) and 409(b).

The goal nullifies the penalty to A1, thus the only penalty to be assessed is the penalty to B2 as this penalty occurred after the goal was scored.

→ Situation 23

Both teams are skating at full strength when a Team A player is signaled for a minor penalty. The stoppage occurs when a Team B player commits a penalty infraction. Since the penalties were not simultaneous, does the Coincident Minor Penalty rule apply, allowing both teams to resume play at full strength?

Yes. Rule Reference 402(f).

The penalties are assessed at the same stoppage of play, therefore the coincident penalty rule applies.

RULE 403 MAJOR PENALTIES**→ Situation 1**

The Referee assesses a minor penalty to a player and it is announced as such. Before the ensuing face-off he decides that the situation warrants a major penalty to be called instead of the minor penalty. Should he change the minor penalty even though it has already been announced?

Yes. Rule Reference 403(a).

Even though this is a situation that the Referee must try to avoid, he is still required to change the call. The Referee has an obligation to get the call right, whenever possible, and take the time when making this type of decision to improve their chances of doing so. Potential criticism by the offending team for changing the call is not a valid reason not to do what is right.

→ Situation 2

A player has been assessed a second major penalty in the same game. At the time the penalty is assessed, the Penalty Timekeeper fails to notify the Referee that the player has just received his second major in one game, calling for a game misconduct penalty. The situation is brought to the attention of the Referee a few minutes of play following the incident. What action should the Referee take?

Assess the game misconduct penalty as soon as the Referee becomes aware of the oversight. Rule Reference 403(b).

The offending player is immediately removed from the game and the offending team must place a substitute player on the penalty bench before the expiration of the penalty.

→ Situation 3

A player has been assessed a second major penalty in the same game. The Referee is not aware of the fact that the player had received two major penalties in the same game and thus should have been assessed a game misconduct penalty. What happens if the player later scores a goal while illegally in the game?

In this instance, the goal shall be allowed, but the player must be assessed the required game misconduct as soon as the Referee becomes aware of the oversight. Rule References 403(b) and 629(c).

The onus of assessing the game misconduct penalty is on the Game Officials. A team cannot be denied any goals scored by a player who should not have been in the game. If the omission is discovered after the game, the Referee shall still assess the appropriate game misconduct penalty.

➔ **Situation 4**

Is a major penalty ever considered to be “coincident” with a match penalty?

Yes. The Coincident Major Penalty rule should be applied with major against major, then match against match. If there are any remaining major and match penalties to the opposing teams, then offset major against match. Rule References 403(c) and 405(b).

One objective of the Coincident Major Penalty rule is to maximize players on the ice when players are assessed penalties. Otherwise the teams would be required to play for extended periods at less than full on-ice numerical strength.

The following “Coincident Major Penalty Chart” explains which major penalties offset others.

TIME	TEAM A		TEAM B	
	#10	#21	#3	#6
3:30	5 min.		5 min.	
	Immediate substitution for #10 and #3.			
3:30	2 min.		2 min.	
	5 min.		5 min.	
	Immediate substitution for #10 and #3.			
3:30	2 min.		5 min.	
	5 min.			
	Immediate substitution for #3. Substitution for #10 after 2 minutes.			

TIME	TEAM A		TEAM B	
	#10	#21	#3	#6
3:30	5 min.		5 min.	2 min.
Immediate substitution for #10 and #3. #6 returns after 2 minutes.				
3:30	5 min.		5 min.	
Immediate substitution for #3. Substitution for #10 after 5 minutes. #10 receives a game misconduct for second major.				
3:30	2 min.		2 min.	
	2 min.		5 min.	
	5 min.			
Immediate substitution for #3. Substitution for #10 after 2 minutes.				
3:30	2 min.		5 min.	
	2 min.		5 min.	
	5 min.			
Substitution for #10 after 4 minutes. Substitution for #3 after 5 minutes. #3 receives a game misconduct for second major.				
3:30	5 min.	5 min.	5 min.	5 min.
Immediate substitution for all players.				
3:30	2 min.	5 min.	5 min.	2 min.
	5 min.		5 min.	
Immediate substitution for all players. #3 receives a game misconduct for second major.				
3:30	2 min.	5 min.	5 min.	5 min.
	5 min.			
Immediate substitution for #21, #3 and #6. Substitution for #10 after 2 minutes.				
3:30	5 min.	5 min.	5 min.	5 min.
	5 min.			
Immediate substitution for #10, #3 and #6. #21's penalty is served and he returns after 5 minutes. #10 receives a game misconduct for second major.				

TIME	TEAM A		TEAM B	
	#10	#21	#3	#6
3:30	2 min. 5 min.	5 min.	5 min.	
	Immediate substitution for #3. Team A choice to offset major to #21 (to be 1 player short-handed for 7 minutes) or major to #10 (to be 2 players short-handed for 2 minutes, then 1 player short-handed for 3 minutes).			
3:30	5 min. 5 min.	5 min.	5 min.	
	Immediate substitution for #3. Team A choice to offset major to #21 (to be 1 player short-handed for 10 minutes) or major to #10 (to be 2 players short-handed for 5 minutes). #10 receives a game misconduct for second major.			
3:30	5 min.	5 min.	5 min.	
	Immediate substitution for #3 and either #10 or #21 (Captain's Choice). The remaining penalty is served.			
3:30	2 min. 5 min.		5 min.	5 min.
	Immediate substitution for #3 or #6. The other major must be served. Substitution for #10 after 2 minutes.			
3:30	5 min. 5 min.		5 min.	5 min.
	Immediate substitution for all players. #10 receives a game misconduct for second major.			
3:30	2 min. 5 min.		2 min.	5 min.
	Immediate substitution for all players.			
3:30	2 min. 5 min.	2 min.	2 min. 2 min.	5 min.
	Immediate substitution for all players.			
3:30	5 min. 5 min.	2 min.	2 min. 5 min.	5 min.
	Immediate substitution for all players. #10 receives a game misconduct for second major.			
3:30	2 min. 5 min.		5 min.	2 min. 2 min.
	Immediate substitution for #10 and #3. Substitution for #6 after 2 minutes.			

TIME	TEAM A		TEAM B	
	#10	#21	#3	#6

3:30	2 min.	5 min.	2 min.	5 min.
	5 min.		2 min.	5 min.
			5 min.	

Immediate substitution for #10 and #21. Team B choice: 1) Substitution for #3 after 2 minutes and for #6 after 5 minutes, or 2) Substitution for #3 after 7 minutes. #6 receives a game misconduct for second major.

3:30	2 min.	5 min.	2 min.	5 min.
	5 min.	5 min.	2 min.	
			5 min.	

Immediate substitution for #10 and #6. Substitution for #21 after 5 minutes. Substitution for #3 after 2 minutes. #21 receives a game misconduct for second major.

3:30	2 min.	5 min.	2 min.	2 min.
	2 min.	5 min.	5 min.	5 min.

Immediate substitution for all players. #21 receives a game misconduct for second major.

3:30	Match		Match	
------	-------	--	-------	--

Immediate substitution for both players.

3:30	Match		5 min.	
------	-------	--	--------	--

Immediate substitution for both players.

3:30	5 min.		5 min.	
	Match			

Immediate substitution for #3. Substitute for #10 after 5 minutes.

Rule references for this table are 403(c) and 402(f)

RULE 404 MISCONDUCT PENALTIES**→ Situation 1**

A player is assessed a minor penalty in addition to a misconduct or game misconduct penalty, may his team wait until the minor penalty is near expiration before placing the additional player on the penalty bench?

No. Rule Reference 404(a).

When the player is assessed a misconduct or game misconduct in addition to a non-coincident minor penalty, his team must place an additional player on the penalty bench immediately.

→ Situation 2

A player is assessed a major penalty in addition to a misconduct or game misconduct penalty, may his team wait until the major penalty is near expiration before placing the additional player on the penalty bench?

No (**Youth, Girls' and High School**). Yes (**Adults**). Rule Reference 404(a).

(For Youth, Girls' and High School Classifications) When the player is assessed a misconduct or game misconduct in addition to a non-coincident major penalty, the team must place an additional player on the penalty bench immediately.

(For Adult Classifications) The team must place an additional player on the penalty bench at a stoppage of play prior to the expiration of the major penalty. If they fail to do so, they must continue to skate short one player until a stoppage occurs.

→ Situation 3

A player is assessed a coincident minor or major penalty in addition to a misconduct or game misconduct penalty. Is his team required to place an additional player on the penalty bench?

No. Rule Reference 404(a).

Since the on-ice strength is not affected by any of the assessed penalties, there is no need for the team to place an additional player on the penalty bench to serve the coincident penalty.

→ Situation 4

A player is assessed a non-coincident minor or major penalty in addition to a misconduct or game misconduct penalty. Who must serve the minor or major penalty?

Any non-penalized player, except a goalkeeper. Rule References 404(a).

(For Youth, Girls' and High School Classifications) For a minor or major penalty, the designated player must enter the penalty bench immediately.

(For Adult Classifications) For a minor penalty, the designated player must enter the penalty bench immediately. For a major penalty, the designated player must enter the penalty bench during a stoppage of play prior to the expiration of the major penalty.

In all cases where the minor or major penalties are assessed as coincident penalties, there is no need for the offending team to place an additional player on the penalty bench as on-ice strength has not been affected.

→ Situation 5

Is it possible for a player to be assessed more than one game misconduct penalty in the same game?

Yes. Rule Reference 404(b).

There are several scenarios where a player could put themselves in a position to be assessed multiple game misconduct penalties (e.g. Major plus game for a high stick that causes injury and then is first to intervene in an altercation). In all instances, the appropriate penalties must be assessed to hold the player accountable for their actions.

→ Situation 6

May a player who is serving a suspension for a game misconduct be on the players' bench or penalty bench for that game, not in uniform, assisting with opening doors or other functions?

No. Rule Reference 404(b & c).

The player's suspension involves being prohibited from the bench area and participating in the game in any manner. A general rule of thumb is the player would not be allowed to participate in team activities for ½ hour prior to the game through ½ hour after the conclusion of the game.

RULE 405 MATCH PENALTY**→ Situation 1**

A player is assessed a Match Penalty. Under what circumstances must the team place a substitute player on the penalty bench?

In all instances except when coincident major or match penalties are assessed. Rule References 405(a) and 403(c).

If the coincident major rule permits immediate substitution, the team is not required to place a substitute player on the penalty bench. Rule Reference 405(b).

If the coincident major rule permits offsetting of part of that player's penalty (i.e., he received a Minor penalty plus a Match penalty and an opposing player received a Match penalty), a substitute player must immediately enter the penalty bench to serve the penalty disparity.

If the team must skate short-handed for the full duration of the Match Penalty, a substitute player must enter the penalty bench immediately (for Youth, Girls' and High School Classifications) or before the expiration of the Match Penalty (Adult Classifications). Rule Reference 405(a).

→ Situation 2

Who serves a Match penalty assessed to a team official?

The penalty shall be served by any non-penalized player, except goalkeeper. Rule Reference 405(a).

The offending team is required to place a player on the penalty bench immediately (for Youth, Girls' and High School Classifications) or prior to the expiration of the Match Penalty (for Adult Classifications).

→ Situation 3

When a match penalty is assessed, what obligation does the official(s) have to report the incident?

In all instances where a match penalty is assessed, the official(s) should provide a verbal report of the incident to their Local Supervisor of Officials immediately following the game. Rule Reference 405(c Note).

The report should then be followed up in writing and forwarded to the Proper Authorities as soon as possible. The official(s) need to be aware of the procedure used for filing game reports in their area and follow this procedure in order to ensure the information gets into the proper hands for further disciplinary action.

→ Situation 4

The Coach is removed from the bench and assessed a Match penalty. He refuses to leave the immediate area of the players' bench so he can direct the play of his team. What penalties shall be assessed to the Coach or his team?

A bench minor penalty shall be assessed to the team of the offending Coach for Refusal to Start Play. Rule References 404(d) and 633(a).

If the coach still refuses to leave the area, the officials should work through the Team Captain and, if necessary, the rink security in order to have the coach removed and the game continue.

→ Situation 5

In general, what types of non-physical actions would constitute the assessment of a Match Penalty?

Match Penalties are assessed for actions that are socially unacceptable and have absolutely no place in the hockey environment. Rule Reference 404(e).

There are few instances where a match penalty may be assessed for actions that are deemed to be "critically detrimental to the conducting of the game" AND are not covered elsewhere in the rules. In these instances, the official

is advised to be sure to submit the proper game report to the proper authorities and allow them to take whatever action is deemed appropriate.

A match penalty cannot be assessed as the final progression for verbal abuse as these actions are covered elsewhere in the rules.

RULE 406 PENALTY SHOT

→ Situation 1

The Referee has signaled a delayed minor penalty for charging on Team A. Team B maintains possession of the puck and a Team B player is fouled from behind on a breakaway resulting in a penalty shot call. Is the minor penalty assessed in the normal manner and if so, what happens if a goal is scored on the penalty shot?

The charging penalty is assessed in the normal manner regardless as to whether a goal is scored during the penalty shot. Rule References 406(a), 402(c) and 409(b).

Only one delayed minor penalty can be terminated as a the result of a goal. In this instance, the penalty shot is awarded in lieu of the minor penalty for a “fouled from behind”, which takes the place of the minor penalty being assessed. A goal scored on a penalty shot does not terminate a different minor penalty.

→ Situation 2

With the defending goalkeeper in goal and with his team shorthanded by a minor penalty, an attacking player on a breakaway in his Attacking Zone is hooked down from behind. While the Referee is signaling a delayed penalty shot, the fouled player, while maintaining possession of the puck, gets to his feet and scores a goal. What penalty should the Referee assess?

A minor penalty for hooking. Rule References 406(a) and 402(c).

Since the non-offending team scored on the play, a penalty shot cannot be assessed. However, the minor penalty for hooking is assessed to the offending player and the minor penalty being served is terminated as a result of the goal being scored.

→ **Situation 3**

With the defending goalkeeper in goal and with his team short-handed by a minor penalty, an attacking player on a breakaway in his Attacking Zone is hooked down from behind. While the Referee is signaling a delayed penalty shot, a teammate of the fouled player gains possession of the puck and scores a goal. What penalty should the Referee assess?

A minor penalty for hooking. Rule References 406(a) and 402(c).

Since the non-offending team scored on the play, a penalty shot cannot be assessed. However, the minor penalty for hooking is assessed to the offending player and the minor penalty being served is terminated as a result of the goal being scored.

→ **Situation 4**

Can a team change its goalkeeper to defend against a penalty shot?

Yes. Rule Reference 406(b).

The goalkeeper who was in the goal at the time of the infraction is not required to defend against the penalty shot. If the team wishes to change goalkeepers for the penalty shot, the change must be made immediately. However, a non-goalkeeper may not defend against the shot.

→ **Situation 5**

When the substitute goalkeeper enters the goal for the purpose of defending against a penalty shot, can the original goalkeeper resume his position after the shot has been completed?

Yes. Rule References 406(b) and 205(c).

In this instance, the penalty shot would have been considered resuming play and the conclusion of the penalty shot constitutes the next stoppage of play.

➔ **Situation 6**

A defending player throws his stick at the puck in his Defending Zone, however the puck was last in possession of a defending player. The Referee stops play and awards a penalty shot to the non-offending team. Which player shall take the penalty shot?

Any player who was on the ice at the time of the infraction. Rule References 406(b) and 637(a).

The Captain of the non-offending team must designate the player to take the shot

➔ **Situation 7**

Player #10 of Team A, in his Attacking Zone, carries the puck in front of his opponent's goal. The goalkeeper throws his stick and hits the puck, deflecting it away from player #10. The Referee signals a delayed penalty shot. During the delay, player #10 of Team A commits an infraction that calls for a minor penalty. When play stops the Referee awards a penalty shot to #10 and also assesses him the minor penalty. Is he allowed to take the penalty shot before going to the penalty bench to serve his penalty?

Yes. Rule References 406(b) and 637(a).

Assuming the team accepts the penalty shot, player #10 is allowed to complete the shot before serving his penalty. Had the infraction called for a Game Misconduct or Match Penalty, however, player #10 would not be allowed to take the shot and the Captain must select a player, on the ice at the time of the infraction, to take the shot.

➔ **Situation 8**

What happens if a player designated to take a penalty shot refuses to surrender his stick, or breaks the stick intentionally, when a request for a stick measurement has been made before the shot is taken?

The offending player shall be assessed a minor penalty plus a misconduct. Rule References 406(b) and 301(d).

He shall be allowed to take the shot before serving his penalty, but he may not use the stick that has been deemed to be illegal.

→ **Situation 9**

A player to whom a penalty shot has been awarded is assessed a Match penalty before the penalty shot has been taken. Who shall take the shot?

A teammate, other than a goalkeeper, who was on the ice at the time of the infraction shall take the shot. Rule Reference 406(b).

This player shall be designated by the Captain of the non-offending team.

→ **Situation 10**

During a Penalty Shot attempt, the puck rebounds off the goal post, hits the back of the goalkeeper's leg and enters the goal. Should the goal be awarded or disallowed?

The goal shall be awarded. Rule Reference 406(c).

Even though the rule states that no goal shall be scored on a rebound, this situation is not considered to be a "rebound" and instead is interpreted to be a continuation of the original shot. The word "rebound" means a second shot by the player after a deflection off the goalkeeper or goal post.

→ **Situation 11**

During a penalty shot attempt, the puck is shot over the goal, rebounds off the glass, hits the goalkeeper in the back and enters the goal. Should the goal be allowed?

No. Rule Reference 406(c).

As stated in the rule, the play is considered complete once the puck has crossed the goal line.

→ Situation 12

On a penalty shot attempt, the player, after touching the puck at center ice, loses control of the puck. This forces him to go back and retrieve the puck which is still in motion towards the opponent's goal line. Should the shot be terminated at this point?

No. As long as the puck continues in motion toward the opponent's goal line, the player may go back to retrieve it. Rule Reference 406(c).

However, once the puck is touched by the player taking the shot, if possession and control is lost and it travels toward the opposite goal or comes to a stop, the Referee shall have no alternative but to terminate the penalty shot attempt.

→ Situation 13

Is a player taking a penalty shot permitted to skate behind his own goal, without the puck, before attempting to score on the opposing goalkeeper?

Yes. Rule Reference 406(c).

A player may wind up in his own Defending Zone without the puck. However, once the player taking the shot touches the puck, he must skate directly toward the opposing goal.

→ Situation 14

Is a player taking a penalty shot permitted to carry the puck into his Defending Zone before continuing in on goal?

No. Rule Reference 406(c).

Once the player taking the shot touches the puck, he must skate in the direction of the opposing goal. This information should be included in the instructions provided to the player prior to the penalty shot.

→ Situation 15

A player on a penalty shot attempt carries the puck into the Attacking Zone backwards. As he crosses the blue line, he loses control of the puck momentarily. Should the Referee call the off-side violation?

No. Rule Reference 406(c).

Because play is not considered to be in progress, off-sides cannot be called on a player during a penalty shot attempt.

➔ **Situation 16**

Team A has been awarded a penalty shot due to a foul committed by a player of Team B. Can the goalkeeper of Team B go to the players' bench to receive instructions, prior to the commencement of the penalty shot, without being changed?

No. Rule References 406(c) and 205(c).

If the goalkeeper goes to his players' bench, he must be replaced or a bench minor penalty assessed to his team. Any instructions must be relayed to him by a player of his team while he remains in the goal area prior to the penalty shot.

➔ **Situation 17**

During a penalty shot attempt and before the player takes the shot, the goalkeeper poke-checks the puck. The puck reverses direction, strikes the leg of the player taking the shot, and goes directly into the goal. Is this a legal goal?

No. Rule Reference 406(c).

When the goalkeeper poke-checked the puck, there was a change of possession and the puck was no longer moving forward.

➔ **Situation 18**

During a penalty shot attempt and before the player takes the shot, the goalkeeper attempts to poke-check the puck. The puck rolls over the goalkeeper's stick, strikes the leg of the player taking the shot, who is now behind the goalkeeper and between the goalkeeper and the post. The puck deflects off the player and enters the goal. Is this a legal goal?

Yes. Rule Reference 406(c) and 617(b.3).

Since the puck continued towards the goal and did not reverse direction, the goal would be allowed provided the player taking the shot did not direct the puck into the goal.

→ Situation 19

What happens if the goalkeeper commits a minor or major penalty infraction during a penalty shot attempt?

The Referee shall allow the shot to be taken over if a goal was not scored on the original attempt, and assess the penalty to the goalkeeper. Rule References 406(d) and 409(d).

Any penalty must be assessed as if it occurred during the normal course of the game. The goalkeeper penalty must be served by a player on the ice at the time play was stopped to assess the penalty shot.

→ Situation 20

During a penalty shot attempt, the goalkeeper deliberately dislodges the goal when the shooter is at the top of the face-off circles. What penalties, if any, should be assessed?

A second attempt shall be awarded and a minor penalty for delaying the game shall be assessed to the goalkeeper. Rule References 406(d), 610(e) and 409(d).

The play must be stopped immediately in this instance.

→ Situation 21

During a penalty shot attempt, what happens if the player taking the shot is injured by reason of a high sticking penalty infraction by the goalkeeper?

The Referee must assess a major and a game misconduct penalty to the goalkeeper. He will also allow the shot to be taken over if a goal was not scored on the original shot. Rule References 406(d) and 621(b).

If the injured player is unable to take another shot, the Referee must allow the shot to be taken over by any other player who was on the ice at the time of the original infraction.

→ Situation 22

A penalty shot is awarded. While the shot is being taken another puck is thrown onto the playing surface. What procedure should the Referee follow?

Allow the play to continue. Rule References 406(d) and 632(d).

However, if the Referee deems that either the player taking the shot or the goalkeeper is unfairly interfered with or distracted by the illegal puck, he may stop the play and order the penalty shot to be taken over.

RULE 407 GOALKEEPER PENALTIES

→ Situation 1

A goalkeeper is assessed a minor penalty for which his team places a substitute player on the penalty bench. Prior to the completion of the ensuing face-off the goalkeeper is assessed a minor penalty for Unsportsmanlike Conduct. Can this penalty be added to the penalty that his substitute is serving?

Yes. Rule Reference 407(a).

It is not necessary to send another player who was on the ice at the time of the infraction to the penalty bench. The substitute player will serve both minor penalties since they were assessed to the same goalkeeper.

→ Situation 2

A goalkeeper is assessed a minor penalty for which his team places a substitute player on the penalty bench. Prior to the completion of the ensuing face-off the substitute player is assessed a minor penalty for Unsportsmanlike Conduct. Can this penalty be added to the penalty that the substitute is serving?

No. Rule Reference 407(a).

This is a penalty to a designated player who has not yet begun serving the goalkeeper's penalty. Thus the team must designate another player who was on the ice at the time of the goalkeeper's penalty to serve that penalty. The originally designated player serves his minor penalty for Unsportsmanlike Conduct. Thus the team will be shorthanded by two players for two minutes.

→ Situation 3

The Team A goalkeeper is assessed a minor penalty for which the team places a substitute player on the penalty bench. While the penalty is being served, the substitute player who is on the penalty bench is assessed a minor penalty for Unsportsmanlike Conduct. Is the minor penalty added to the penalty he is currently serving for the goalkeeper or is the team required to place another player on the penalty bench to serve the remainder of the first penalty?

The minor penalty is added to the first penalty that the player is serving for the goalkeeper. Rule Reference 407(a).

The player who is serving the penalty to the goalkeeper is a substitute player who serves the goalkeeper's penalty as if it were assessed to him.

→ Situation 4

A goalkeeper is assessed a minor penalty for which his team places a substitute player on the penalty bench. Following resumption of play, the goalkeeper is assessed an additional minor penalty. Can this penalty be added to the penalty that his substitute is serving?

No. Rule Reference 407(a).

This penalty must be served by a player who was on the ice at the time of the second infraction to the goalkeeper. Once play resumes, the player designated to serve the first goalkeeper penalty serves it as though it was assessed on him.

→ Situation 5

Who would serve the penalty for a substitute goalkeeper on the players' bench who incurs a penalty?

Any player designated by the Coach, other than a goalkeeper, who was on the ice at the time of the infraction. Rule Reference 407(a).

This situation is treated the same as a bench minor penalty assessed to a team.

→ Situation 6

A team's goalkeeper is injured and his team elects to designate a temporary goalkeeper, as they do not have a substitute goalkeeper. The temporary goalkeeper is assessed a minor penalty. Is he required to serve the penalty and may another player become the temporary goalkeeper?

No to both questions. Rule Reference 407(a) and Glossary.

The Glossary specifically states that the temporary goalkeeper is governed by goalkeeper privileges and limitations. These penalties must be served by another player on the ice when the penalty infraction is committed.

→ Situation 7

A goalkeeper is assessed a minor penalty for slashing. He proceeds to verbally abuse the Referee and is assessed a minor penalty for Unsportsmanlike Conduct. He continues the abuse and is assessed a misconduct penalty for continued abuse. Who serves the penalties for the goalkeeper?

A player on the ice at the time of the infraction shall serve all of the penalties. Rule References 407(a).

The team will also need to place an additional player on the penalty bench immediately who shall serve the minor penalties and return to the ice upon their expiration.

→ Situation 8

The Referee signals a delayed penalty on the goalkeeper of Team A. During the delay Team A changes all players. Are the officials required to memorize the numbers of the players who left the ice surface and make one of them serve the penalty?

Yes. Rule Reference 407(a).

The Rule clearly states that the player designated to serve the goalkeeper's penalty must be on the ice at the time of the infraction. This is when the goalkeeper actually committed the foul and not at the moment play was stopped.

→ Situation 9

Player A of the Red Team is serving a minor penalty. The Blue Team has possession of the puck and the Red Team's goalkeeper commits an infraction. The Referee immediately signals a delayed penalty. During the period of the delay, the penalty to player A terminates and he returns to the ice. The Red Team gains possession of the puck, play is stopped and the penalty to the goalkeeper is reported. Is player A allowed to serve the penalty for the goalkeeper?

No. Rule Reference 407(a).

He must be on the ice at the time the offense was committed in order to be eligible to serve the penalty to the goalkeeper.

→ Situation 10

A goalkeeper has been assessed a misconduct penalty. The substitute player who is serving the penalty is on the penalty bench, but before play resumes the goalkeeper is assessed a game misconduct penalty. Should the player serving the misconduct penalty be allowed to return to the game?

Yes. Rule References 407(a & b).

The goalkeeper is sent to the dressing room for the remainder of the game and replaced by the substitute goalkeeper. The substitute player serving the misconduct penalty is allowed to return to the game immediately.

→ Situation 11

If a goalkeeper receives a major and a game misconduct penalty for slashing, does the player designated to serve the major penalty have to enter the penalty bench immediately?

Yes. Rule Reference 407(b).

A player designated to serve the major penalty of a goalkeeper must be placed on the penalty bench immediately, unless the coincident major penalty rule applies.

→ Situation 12

A goalkeeper in the act of going to his players' bench is over the center red line when he is accidentally struck by the puck. Is a minor penalty for playing the puck over the center red line applicable?

No. Rule Reference 407(c).

The goalkeeper is not considered to be participating in the play if the puck contact was accidental.

→ Situation 13

Would it be considered legal for a goalkeeper whose skates are beyond the center red line to play the puck which is still on the same side of center red line as the goal he is defending?

No. Rule Reference 407(c).

A minor penalty would be assessed to the goalkeeper. In this situation the determining factor is the position of the goalkeeper's skates and not the puck.

RULE 408 DELAYED PENALTIES**→ Situation 1**

Team A has two players serving non-coincident minor penalties. Team B has one player serving a minor penalty. The teams are then assessed coincident minor penalties. Is the coincident minor penalty to the Team A player delayed until the first Team A penalty expires?

No. Rule References 408(a) and 402(f).

Coincident minor penalties are served immediately and are never considered under the delayed penalty rule.

→ Situation 2

Team A is short-handed by reason of three minor penalties to different players. As play continues, the first penalty expires; however, this player cannot go onto the ice until the next stoppage. If the second penalty also expires, which player, if any, returns to the ice before a stoppage?

The first player whose penalty expires returns to the ice. Rule Reference 408(b).

When two of the three penalties have expired, the team is entitled to have an additional player on the ice. The players return to the ice in the order that their penalties expire.

If the third penalty now expires without a stoppage of play, the second penalized player is allowed to return to the ice as the team is not entitled to be at full strength. In this instance, the third penalized player will wait until the stoppage of play to return.

➔ **Situation 3**

Team A has three players on the penalty bench serving non-coincident minor penalties. When the minor penalty to the first player expires, the Penalty Timekeeper erroneously allows him to go onto the ice. Play continues for 20 seconds at which time Team A scores. What procedure should the Referee follow when he becomes aware of the situation prior to the ensuing face-off?

The Referee must disallow the goal and leave all penalty and game times unchanged. Rule References 408(b) and 629(b & c).

Even though this situation is a Timekeeper's error, the clock cannot be reset due to an inadvertent penalty expiration error. To help prevent this situation from occurring, the officials should communicate clearly with the Off-Ice Officials to make them aware of potential scenarios and also be aware of when time expires in order to respond with corrective measures if an error is made.

RULE 409 CALLING OF PENALTIES

➔ **Situation 1**

Player A1 has committed an infraction calling for a misconduct penalty while Team B is in possession of the puck. How does the Referee indicate that the infraction has occurred?

He does not signal the infraction in any way. Rule Reference 409(a Note 2).

As soon as Team A acquires possession and control of the puck, he will blow the whistle to stop play and assess the penalty. The reason for not signaling is that this penalty is not considered a “team” penalty, but rather a “player” penalty. A result of the Referee signaling the penalty would be the substituting of a sixth skater for the Team B goalkeeper, and Team B is not entitled to this advantage.

→ **Situation 2**

A delayed penalty is to be called on Team A. Team B pulls their goalkeeper. Team B, in possession of the puck, attempts a pass which deflects off a player of Team A and enters the Team B goal. Is the goal allowed?

Yes. The goal is allowed and the minor penalty is assessed. Rule References 409(a & c).

The deflection (by Glossary definition) shall not be considered to be “possession and control.”

→ **Situation 3**

Player A1 has committed an infraction calling for a minor penalty. The Referee signals the infraction immediately, but cannot stop play because Team B has possession of the puck. During this delay he observes another minor penalty committed by Team A. How shall he signal this second infraction?

No further signal is given. Rule Reference 409(a).

When possession and control of the puck is gained by Team A, the Referee shall stop play and assess both penalties in the normal manner.

→ **Situation 4**

During play, the Referee signals a penalty to #17 on Team A. During the same play, #17 commits another infraction. Before the offending team can gain possession of the puck to stop play, Team B scores. What penalties, if any, are affected by the goal?

The first penalty is terminated as a result of the goal and the 2nd penalty is assessed in the normal manner. Rule References 409(b) and 402(c).

A goal can only nullify one signaled minor or bench minor penalty. The first minor will be recorded on the scoresheet and then terminated. The second penalty is recorded and served in the normal manner.

➔ **Situation 5**

On a delayed penalty call to a player who is about to be assessed a major penalty for slashing plus a minor penalty for unsportsmanlike conduct, a goal is scored by the non-offending team. Is any penalty terminated?

Yes. The minor penalty for unsportsmanlike conduct is nullified. Rule Reference 409(b).

The major penalty is assessed and served in the normal manner. The order of the infractions occurring does not effect the termination of a minor penalty as a result of a goal being scored, in this instance.

➔ **Situation 6**

During play the Referee signals a delayed penalty (a minor plus a misconduct) on a Team A player for Checking from Behind. During the period of the delayed whistle, Team B scores. What penalty, if any, must be served by the Team A player?

Only the misconduct penalty is served. Rule Reference 409(b).

The minor penalty is recorded on the scoresheet, but then terminated as a result of the goal. The misconduct penalty would be served in its entirety by the offending player.

→ Situation 7

With the goalkeeper off the ice for an extra player during a delayed calling of a penalty, a player of the non-offending team (Player X) has possession of the puck in front of his own unguarded goal. A player of the offending team (Player Y) swings his stick so that it makes contact with Player X's stick, thereby causing the puck to enter the goal. Is the goal a legal goal?

No. Rule Reference 409(c).

The puck entered the goal as a direct result of the action of the offending team.

SECTION FIVE
OFFICIALS



Rule 501 Appointment of Officials

- (a) **Referee Systems** – The three-official system (one Referee/two Linesman) and the two-official system (two Referees) are the only approved systems for USA Hockey sanctioned games. When the two official system is used, the duties of the Linesmen will be carried out by both Referees.

However, Districts or Affiliates are authorized to use the four-official system (two Referee/two Linesman) for games involving teams in the Youth and Girls' 16 & under age classifications and older (including High School and Adults).

- (b) For Regional and National Championships, the District Referee-in-Chief or his duly appointed representative shall appoint all on-ice officials. Required off-ice officials shall be assigned by the respective Tournament Officials.
- (c) If for any reason, the on-ice officials appointed are prevented from appearing, the Managers or Coaches of the two teams shall agree on a Referee and Linesmen (three-official system) or two Referees (two-official system). If unable to agree, they shall appoint a player from each team to serve in this capacity. If the regularly appointed officials appear during the progress of the game, they shall immediately replace the temporary officials.

If one of the officials (three-official system) is unable to participate or finish the game, the Referee has the authority to appoint another official, if he deems necessary. Otherwise, the game shall continue with one Referee and one Linesman or two Referees as mandated by the local governing body.

- (d) Should an Official accidentally leave the ice or receive an injury that incapacitates him from discharging his duties while play is in progress, the play shall be immediately stopped by an On-Ice Official.

(Note) If an On-Ice Official is bleeding, the Official shall seek treatment at the next stoppage of play to stop the bleeding and cover the cut or abrasion before continuing. It is required that any affected equipment/uniform be properly decontaminated or exchanged.

Rule 502 Referee

- (a) The "REFEREE" shall have general supervision of the game and his decision shall be final in all matters occurring before, during or after the game. The role of the official is to "enforce" the rules of the game and in doing so shall have full authority over all participants.

The Referee may not change his decision, or that of any other official, after the resumption of play following the rendering of the original decision.

- (b) All On-Ice Officials shall wear black trousers and an official sweater with the current USA Hockey officiating crest on the left chest of the sweater during all games. Any other crest that is worn must be located on either arm of the sweater. The wearing of name-plates shall be regulated by each League.

Each official is required to wear a black hockey helmet, with chin strap properly fastened, and it is strongly recommended that all On-Ice Officials wear a half-shield visor properly attached to their helmets.

- (c) The Referee shall order the teams on the ice at the appointed time for the beginning of a game and for the start of each period. On-Ice Officials should enter the ice surface prior to warm-ups and remain on the ice at the conclusion of each period until all players have exited to their dressing rooms. Penalties may also be assessed during the warm-up period.

Prior to the start of the game, the Referee shall confirm that the required off-ice officials are in their proper position and that the timing and signaling equipment is working properly.

- (d) It shall be the Referee's duty to impose such infractions as outlined in the rules and give the final decision in matters pertaining to disputed goals after consultation with the Linesmen and/or Goal Judges. He shall be responsible for ensuring each player is wearing the required protective equipment in its intended manner.

The Referee shall announce to the appropriate off-ice official all goals and assists legally scored as well as penalties imposed. He shall request, at the first stoppage of play, to have announced the reason for disallowing a goal in every instance when the goal light is turned on in error during play.

- (e) The Referee shall see to it that players of opposing teams are separated on the penalty bench to prevent contact.
- (f) At the conclusion of the game, the Referee shall check the official scoresheet, including team rosters and players in uniform, for accuracy prior to signing,

Rule 503 Linesman

- (a) The duties of the “LINESMAN” are to determine any infractions of the rules concerning off-side play at the blue lines or any violation of the “Icing the Puck” rule. He shall, when requested to do so by the Referee, give his version of any incident that may have taken place during the playing of the game.
- (b) He shall conduct face-offs at all times, except at the start of the game, at the beginning of each period and after a goal has been scored. The Referee may call upon a Linesman to conduct a face-off at any time.
- (c) The Linesman shall stop play for the following situations:
 - (1) The puck goes outside the playing area (Rule 631(a)).
 - (2) The puck is interfered with by any ineligible person.
 - (3) The puck is played with a stick above the height of the shoulder (Rule 621(c)).
 - (4) The puck has been illegally passed with the hand (Rule 618(b)).
 - (5) The goalpost has been displaced from its normal position.
 - (6) When in the vicinity of the goal, the puck has entered the goal and is unobserved by the Referee.
 - (7) Off-sides occurring at the face-off circles (Rule 613(b)).
 - (8) Premature substitution of the goalkeeper (Rule 205(b)).
 - (9) Injured players (206(a)).
 - (10) Interference by spectators (Rule 626(a)).
- (d) The Linesman shall stop play and report to the Referee any infraction of the following rules:
 - (1) Too many players on the ice (Rules 205(a)).
 - (2) Articles thrown on the ice from the vicinity of the players’ or penalty bench (Rules 601(b.3)).
 - (3) Delaying the game by deliberately displacing the goal post (Rule 610(c)).

- (e) The Linesman shall report to the Referee at the next stoppage of play his version of any infraction of the rules that he believes constitutes a bench minor, major, match, misconduct, game misconduct or penalty shot under these rules. In addition, the Linesman shall give his version of any Injury Potential Penalty (see Glossary) that occurs behind the play and is not observed by the Referee. The Referee, at his discretion, may assess a penalty for such infractions.

Rule 504 Goal Judge

- (a) When mandated by the local governing body, there shall be one "GOAL JUDGE" stationed out of play and behind each goal during the game. The area reserved for the Goal Judges shall be protected from spectators so there can be no interference with the performance of their duties.
- (b) The duty of the Goal Judge is to determine whether the puck has completely crossed the goal line between the goal posts and under the crossbar. His decision is simply "goal" or "no goal" and he shall report his version when requested to do so by the Referee.

Rule 505 Official Scorer

- (a) Before the start of the game, the "OFFICIAL SCORER" shall obtain from the Manager or Coach of both teams a list of all eligible players of each team. The Official Scorer shall secure the names of the Captain and Designated Alternate(s) from the Manager or Coach of each team and will indicate each by placing the letter "C" or "A" opposite their names on the scoresheet.
(For all Youth and Girls' Classifications) Prior to the start of the game, the Official Scorer shall obtain on the scoresheet the signatures of all coaches of each team, one of whom shall be designated as Head Coach, along with the CEP card number, CEP level and the year the CEP level was attained for each coach.
- (b) The Official Scorer shall keep a record of each goal scored by indicating those player(s) who are credited with scoring the goal and any assists and have announced over the public address system. No request for changes to the officials

scoring shall be considered unless they are made at or before the conclusion of the game.

He shall indicate on the scoresheet those players from each team who actually participated in the game.

He shall note on the scoresheet the time any substitute or temporary goalkeeper has entered the game and designate any goal scored when the goalkeeper has been removed from the ice.

- (c) Upon the immediate conclusion of the game, the Official Scorer shall also prepare the Official Scoresheet for signature by the Referee and forward it to the proper authorities.

Rule 506 Game Timekeeper

- (a) The "GAME TIMEKEEPER" shall signal the Referee and the competing teams for the start of the game and each succeeding period. To assist in assuring the prompt return to the ice of the teams and On-Ice Officials, the Game Timekeeper shall give a preliminary warning three minutes prior to the resumption of play in each period.

If the rink is not equipped with an automatic horn, or if such device fails to function, the Game Timekeeper shall signal the end of each period by blowing a whistle.

He shall have announced on the public address system, at the appropriate time in each period, that there is one minute remaining to be played in the period.

- (b) The Game Timekeeper shall note the time and then notify the Referee of a malfunction of the clock, or any other equipment, during the next normal stoppage of play. In the event of any dispute regarding time, the matter shall be referred to the Referee for adjustment and his decision shall be final.

Rule 507 Penalty Timekeeper

- (a) The duties of the "PENALTY TIMEKEEPER" include maintaining a record, on the official forms provided, of all penalties imposed including the names/numbers of the players penalized, the infraction assessed, the duration of each penalty and the time at which the penalty was assessed.

He shall report to the Referee any violation of Rule 401(b) and 403(b).

- (b) The Penalty Timekeeper shall check and ensure that the time served by all penalized players is correct. He shall be responsible for the correct posting of all penalties on the scoreboard and shall promptly call to the attention of the Referee any discrepancy between the time recorded on the clock and the official correct penalty time. He shall, upon request, give a penalized player correct information as to the unexpired time of his penalty.

(Note 1) The infraction of the rules for which each penalty has been imposed will be announced twice over the public address system as reported by the Referee. Where players of both teams are penalized on the same play, the penalty to the visiting player will be announced first.

(Note 2) Misconduct penalties and coincidental minor or major penalties should not be recorded on the timing device, but such penalized players should be alerted and released at the first stoppage of play following the expiration of their penalties.

Rule 508 Proper Authorities

- (a) The term “proper authorities” or “proper disciplinary authority” as applied under these rules is defined as the governing body of the team or teams involved, as determined by the Affiliate.

CASEBOOK FOR OFFICIALS

RULE 501 APPOINTMENT OF OFFICIALS

→ Situation 1

What guidelines does USA Hockey have in regards to which officiating system should be used at the various levels of play?

Each of the various officiating systems approved by USA Hockey have their place for use. Rule Reference 501(a).

For the youngest levels of play where non-competitive cross-ice games take place, the Cross-Ice Officiating Manual outlines the system to be used and the procedures to be followed.

Lower level full-ice games calls for the two official system and this provides an excellent opportunity to incorporate a Mentor or Shadow Program where newer officials are supported by more experienced officials.

Ideally, the three-official system (one referee-two linesman) should be incorporated at the 12 & under age classifications and above. This system provides the best environment for development and is a logical next step for those newer officials who have gained the necessary experience in the two-official system.

The four-official (two referees – two linesman) may be used at the competitive levels of 16 & under and older where the pace and intensity of play calls for an additional referee on the ice to best officiate the game.

In each instance, officiating development and opportunity, along with providing quality officiating for the games being played, should be the primary consideration in choosing the system to be used. This determination should be made without a significant increase in cost to the youth hockey associations simply because an additional official is assigned on the ice.

→ Situation 2

Why does USA Hockey endorse only one system for three Officials?

From an education perspective, it is most effective to select one system and establish a training program for one system. Rule Reference 501(a).

It is widely recognized, world-wide, that the one referee two linesman system is the best three-official system for total on-ice coverage and for the development of officials. USA Hockey's officiating program closely monitors all officiating systems that are used by the various governing bodies for practical inclusion in our programs. At this time, the approved systems recognized in this rule are the only officiating systems allowed for use in USA Hockey sanctioned full-ice games.

→ Situation 3

What is the proper procedure for Officials to follow if a regularly scheduled On-Ice Official either does not show up for a game or becomes incapacitated and cannot finish the game?

Arrangements should be made, whenever possible, to be able to start or continue the game in a reasonable time frame while following the guidelines outlined in the rule. Rule Reference 501(c).

The first step is to attempt to locate USA Hockey registered officials who are either in the arena, or live close by, that may be able to step in and work the game.

Ideally, identifying two registered officials who can work would allow the game to be played using the two official system. However, the game could be played, or continue, provided there is one registered official present and both coaches have agreed to play the game under these circumstances.

The alternative is for each coach to agree to appoint a Referee and then appoint one player from each team to serve as linesman.

If an official is injured after the game has started and cannot continue, the game will continue under the same guidelines outlined above or by procedures mandated by the local governing body of the teams involved. This may include continuing the game with one referee and one linesman.

→ Situation 4

An official is cut during play and once play is stopped, is able to quickly stop the bleeding and can continue. However, he notices he has considerable blood on his uniform. What procedure must be followed?

The uniform must be decontaminated or exchanged. Rule Reference 501(d Note).

If the uniform can be quickly decontaminated, then a brief delay can take place to do so. If the proper decontaminant is not readily available, the official should exchange the bloody portion of the uniform as quickly as possible to allow play to continue. Under these circumstances, it would be acceptable for the official to continue using any clothing that is contrasting colors to the teams involved.

RULE 502 REFEREE

→ Situation 1

How should a Referee handle the situation involving another On-Ice Official who uses a tobacco product on the ice during a game?

The Referee should immediately inform the Official that this practice is prohibited by rule. Rule References 502(a) and 601(g).

Since players and Team Officials are prohibited from using a tobacco product during a game, this restriction also applies to all On-Ice and Off-Ice Officials. The Referee should also report these actions to the Local Supervisor of Officials at the conclusion of the game.

→ Situation 2

Does the Referee have the authority to prohibit teams from proceeding through the “hand shake” line following an unusually rough or chippy game?

Yes. Rule Reference 502(a).

The Referee is charged with the general supervision of the game. It is well within his authority to prohibit this common practice of a “hand shake” line in the event that he feels a problem may arise if the teams are allowed to shake hands. The safety of the players and preventative maintenance should be the priority.

→ Situation 3

A goal is scored; however, before the play resumes the Linesman notifies the Referee that the play should have been called for icing. What should the Referee do?

The Referee must disallow the goal and the face-off would take place at the normal icing face-off spot. Rule References 502(a).

Although procedurally, the icing situation was not handled correctly, the obligation of the officials is to do their best to make the right call.

→ Situation 4

Should the Officials stop play immediately or allow play to continue whenever a player on the ice is body checked and crashes through a door or through the glass?

The Officials must stop play immediately. Rule References 502(a).

Anytime there is a potentially dangerous situation where a pane of glass has been broken or a door (other than players’ or penalty bench) has been opened during play, the officials must consider the safety aspect and stop play immediately.

The exception is when a player is knocked into an open door on the players’ or penalty bench and is able to resume play immediately and the door is properly closed.

→ Situation 5

May the Referee authorize a change on the scoresheet of a goal or assist after play has resumed?

Yes. Rule Reference 502(a & d).

This is not interpreted as a changed decision, but instead is a simple correction to the game statistics. Goals and assists may be changed, if appropriate, up until the scoresheet is properly signed after the game.

→ Situation 6

May the Referee change an assessed penalty any time after play resumes if it is realized that a penalty was incorrectly assessed according to the playing rules?

No. Rule Reference 502(a & f).

The Referee may not add, change, or delete a penalty after play has resumed following penalty assessment. This includes after a game. If a rule has been misapplied, the Referee is obligated to inform the governing body so that a modification could be possible under “Supplementary Discipline” (Rule 410).

However, the Referee should change any “clerical” error noted on the scoresheet prior to signing the sheet. For example, if the Referee properly assessed a game misconduct penalty, but it was incorrectly recorded on the scoresheet as a misconduct, this should be corrected prior to signing the scoresheet.

→ Situation 7

An On-Ice Official arrives at the game only to realize that he forgot his helmet. Is he allowed to officiate in this instance without a helmet?

No. Rule Reference 502(b).

All On-Ice Officials must wear a hockey helmet when officiating. Under no circumstances should an official be allowed to participate without this required piece of protective equipment.

→ Situation 8

When should an On-Ice Official wear the USA Hockey crest on his sweater?

In all USA Hockey sanctioned games. Rule Reference 502(b).

The crest should never be worn when officiating non-USA Hockey sanctioned games.

→ Situation 9

A Linesman has determined that a major penalty infraction has occurred unseen by the Referee and is waiting for the next stoppage of play to report to the Referee. The next stoppage of play occurs when the offending team scores a goal, whereupon the Linesman reports his version of the infraction. The Referee concurs that a major penalty should be assessed. What procedures does the Referee follow?

Disallow the goal and assess the penalty. Rule References 502(d) and 503(e).

Linesmen cannot stop play, but must wait for the first stoppage of play to report their version of the incident to the Referee.

RULE 503 LINESMAN**→ Situation 1**

A Linesman has dropped the puck during a Neutral Zone face-off and as he backs away is accidentally tripped. As a result, he is unable to determine from which zone the puck was shot for icing purposes. Who determines the outcome of the play?

His partner. Rule Reference 503(a).

It is the responsibility of the other Linesman to cover for his partner while he is out of position and he should have good overall awareness of the situation to make the proper call.

→ Situation 2

In conducting an end zone face-off, whose responsibility is it to blow the whistle for the first premature entry into the circle by a player who is positioned behind the Linesman conducting the face-off?

The back Linesman is responsible for stopping the play for encroachment of players behind his partner's back. Rule References 503(b) and 613.

The Referee will only get involved if a penalty needs to be assessed for delay of game or if encroachment continues to be a problem and his presence will assist the players in maintaining their proper position.

→ Situation 3

In conducting an end zone face-off, whose responsibility is it to blow the whistle for the first premature entry into the circle by a player who is facing the Linesman who is conducting a face-off?

The Linesman who is conducting the face-off blows the whistle to stop play for encroachment in this instance. Rule References 503(b) and 613.

The Referee will only get involved if a penalty needs to be assessed for delay of game or if encroachment continues to be a problem and his presence will assist the players in maintaining their proper position.

→ Situation 4

The Referee is caught behind the play. The Linesman who is covering for him skates deep into the Attacking Zone with the play and positions himself beside the goal to observe the outcome of the play. A goal is scored which is not observed by the Referee. What procedure does the Linesman employ?

The Linesman shall signal the goal. Rule Reference 503(c.6) and Signals.

The Linesman shall signify the scoring of the goal by pointing to the goal and blowing the whistle to stop play. The Referee must be aware of the situation and respond accordingly.

→ Situation 5

On the delayed calling of a penalty, who has the responsibility for watching the exchange of players if a team substitutes for the goalkeeper?

The Linesman. Rule Reference 503(c.8).

The Linesman will stop play after witnessing the premature substitution and the offending team has gained possession and control of the puck

→ Situation 6

If a Linesman sees that a team has too many players on the ice, should he raise his arm to signal a delayed penalty?

No. Rule Reference 503(d).

He should stop the play when the offending team gains possession and control of the puck. No delayed signal is given by the Linesman for any penalty he may observe.

→ Situation 7

May a Linesman call a penalty shot where a player is fouled from behind on a breakaway and the Referee has not observed the infraction?

No. Rule References 503(e).

He must give his version of a potential penalty shot infraction to the Referee at the next stoppage of play.

→ Situation 8

The Team A coach verbally abuses the Linesman, an infraction calling for a bench minor penalty, but for which the Linesman cannot stop play. What signal, if any, is given by the Linesman and what procedures does he follow?

No signal is given. Rule Reference 503(e).

The Linesman cannot stop play for this infraction. He must report the infraction to the Referee at the next stoppage of play.

→ Situation 9

What constitutes an “injury potential penalty?”

An aggressive foul that has the potential to cause injury to an opponent. Rule Reference 503(e) and Glossary.

The determining factor as to whether or not an infraction is an “injury potential infraction” is the penalty infraction itself. An injury to a player or goalkeeper is not a necessary requirement for a penalty to be classified as an “injury potential penalty.”

→ Situation 10

What guidelines should be followed by the Linesman when determining whether or not to report an infraction that has occurred behind the play?

The infraction must: 1) constitute an “injury potential” penalty (see Glossary), 2) occur behind the play, and 3) have been unobserved by the Referee. Rule References 503(e) and Glossary.

The Linesman does not stop play for these infractions, but reports to the Referee at the next normal stoppage of play. The Referee has the final decision as to whether a penalty is assessed.

Good teamwork and communication between the Referee and Linesmen is necessary in order for the officiating team to be successful. Part of this teamwork is trust and confidence in your partner(s). The chances are good that if the Linesman feels strong enough to report the incident to the Referee at the stoppage of play, the action warrants the assessment of the proper penalty. The attitude of “I didn’t see it, so I am not going to call it” does not give proper respect to the game, the officiating team or hold the player(s) accountable for their actions.

RULE 504 GOAL JUDGE**→ Situation 1**

Immediately following a save by the goalkeeper, the puck lands directly on the goal line. The Goal Judge turns the light on, signifying that a goal has been scored. The Referee clearly sees that the puck has not completely crossed the goal line. The attacking team promptly requests that the Referee consult with the Goal Judge. Is it necessary for the Referee to do so?

No. Rule References 504(b) and 502(a).

The Goal Judge should only be consulted when the Referee has not seen the play completely. Since the Referee has the final decision to make, there is no need to consult the Goal Judge in this instance.

RULE 505 OFFICIAL SCORER**→ Situation 1**

All the coaches on one of the teams refuse to sign the scoresheet and include the required information. May the game be played?

Yes. Rule Reference 505(a).

Incomplete information is not grounds to prevent a game from being played. The Official Scorer and the On-Ice Officials should report the incident to the proper authorities.

→ Situation 2

During a game in October, the coaches from one team do not have the proper Coaching Education Program certification level. They tell the Official Scorer that they will be attending a coaching seminar in November for the required level. Should the game be played?

Yes. Rule Reference 505(a).

The proper coaching certification must be completed by December 31. The on-ice officials can assist the Official Scorer in obtaining the proper coaching information, when requested to do so. However, the officials are not expected to

know the Coaching Certification requirements or involve themselves in any possible dispute. Their sole responsibility is to make sure any issues pertaining to coaching certification is noted on the scoresheet and reported to the proper authorities at the conclusion of the game.

RULE 506 GAME TIMEKEEPER

→ No situations.

RULE 507 PENALTY TIMEKEEPER

→ Situation 1

The Penalty Timekeeper enters coincident minor penalty time on the penalty clocks, and this action is not noticed by the Referee until play has resumed. Should this penalty time display be corrected at a stoppage of play, or allowed to continue until those penalties have expired?

The situation should be corrected at the first stoppage of play. Rule Reference 507(b).

While it may be argued that this display will give the teams accurate information regarding time remaining, the procedure is to not place coincident penalty times on the clock. Following this procedure will minimize confusion regarding on-ice strength, when the penalized players are eligible to return to the ice and the proper termination of a minor penalty if a goal was scored.

SECTION SIX
PLAYING RULES



Rule 601 Abuse of Officials and Other Misconduct

(Note) For the enforcement of this rule, the following guidelines shall apply.

A bench minor penalty shall be assessed for actions that occur on or in the immediate vicinity of the player's bench (off the ice) or when the player in question is not readily identifiable. Any unsportsmanlike conduct by a Team Official would also warrant a bench minor penalty.

A minor penalty or misconduct penalty should be assessed for actions that occur on the playing surface or in the penalty bench area.

- (a) A minor penalty for unsportsmanlike conduct shall be assessed to any player who commits the following actions:
- (1) Disputes the rulings of any official.
 - (2) Taunts or incites an opponent.
 - (3) Creates a disturbance during the game.
 - (4) Shoots the puck after the whistle, if in the opinion of the Official such shot was avoidable.

A misconduct penalty shall be assessed to any player who persists in such conduct and any further dispute by the same player shall result in a game misconduct penalty being assessed.

(Note) If occurring after the game, the above actions shall be initially penalized as a misconduct penalty.

- (b) A bench minor penalty shall be assessed to any team who's players or team officials commit the following actions while on the player's bench:
- (1) Using obscene, profane or abusive language to any person.
 - (2) Using the name of any official in a loud or abusive manner.
 - (3) Throwing any object onto the playing area during the progress of the game or during a stoppage of play.
 - (4) Banging the boards with a stick or other object at anytime.
 - (5) Using threatening or abusive language or gestures directed at an opponent.

- (6) Interfering in any non-physical manner with any game official, including off-ice officials, in the performance of their duties.

(Note) If any of the above actions are committed by a player who is on the players' bench and is readily identifiable, they shall be assessed a misconduct penalty under sub-section (c) of this rule.

- (c) A misconduct penalty shall be assessed to any player who commits the following actions:
 - (1) Persists in any conduct where they were previously assessed a minor penalty for unsportsmanlike conduct.
 - (2) Using obscene, profane or abusive language to any person anywhere in the rink before, during or after the game.
 - (3) Intentionally knocking or shooting the puck out of the reach of an official who is retrieving it during a stoppage of play.
 - (4) Not proceeding directly and immediately to the penalty bench or to the dressing room, after being penalized and ordered to do so by the officials (equipment shall be delivered to him by a teammate, if necessary).
 - (5) Entering or remaining in the Referee's Crease, unless invited to do so.
 - (6) Interfering in any non-physical manner with any Game Official including the Referee, Linesman, Timekeepers or Goal Judges in the performance of their duties.
- (d) A misconduct or game misconduct, at the discretion of the Referee and based on severity, shall be assessed to any player who commits the following actions:
 - (1) Touches or holds any official with his hand or stick.
 - (2) Attempts to continue an altercation after been ordered to stop, or resists the linesman in stopping the altercation.
 - (3) Intentionally bangs the boards or protective glass or goal frame with his stick or any other object at anytime. If done in protest of an officials' decision, an additional minor penalty for unsportsmanlike conduct shall also be assessed.

- (e) A game misconduct penalty shall be assessed to any player or team official who is guilty of the following actions:
- (1) Persists in any course of conduct for which he has previously been assessed a misconduct penalty (player) or bench minor penalty assessed to the team (Team Official).
 - (2) Uses obscene gesture or a racial/ethnic slur anywhere in the rink before, during or after the game.
 - (3) Interferes in any physical manner with any game official, including off-ice officials, in performing their duties.
- (f) A match penalty shall be assessed to any player or team official who commits the following actions:
- (1) Deliberately inflicting physical harm, or attempting to do so, to any game official, including off-ice officials.
(Note) Any match penalty assessed under this rule must be reported via written game report by the officials to the USA Hockey District Referee-in-Chief within 48 hours.
 - (2) Deliberately injuring, or attempting to do so, any opposing player or team official.
 - (3) Behaving in any manner that is critically detrimental to the conducting of the game, including spitting at an opponent, spectator, game or team official, or verbally threatening a Game Official, opposing Team Official or opposing player with physical harm.
- (g) The use of tobacco products or alcoholic beverages by any player or team official is prohibited in the rink area, including the bench areas and off-ice official area. A warning shall be issued by the Referee for the first offense by any participant and any subsequent violations by the same team shall result in a bench minor penalty being assessed.

Rule 602 Attempt to Injure/Deliberate Injury of Opponents

- (a) A match penalty shall be assessed to any player or team official who deliberately injures or attempts to injure any opponent or game official.
In all cases when a match penalty is assessed, a game report shall be filed with the proper authorities for further disciplinary action.

Rule 603 Boarding

- (a) A minor or major penalty shall be assessed to any player who commits any action that causes an opponent to be thrown violently into the boards.
“Rolling” an opponent along the boards where he is attempting to go through too small an opening is not considered boarding.
- (b) A major penalty plus game misconduct penalty shall be assessed to any player who injures an opponent as a result of boarding.

Rule 604 Body Checking (Non-Checking Classifications)

- (a) Body checking is prohibited in the 12 & under youth age classification and below, all Girls'/Women's age classifications and in non-check Adult classifications.
A local governing body may prohibit body checking in any classification.
- (b) Anytime a team from a non-checking classification (see subsection (a) above) plays a team from a checking classification, checking shall be prohibited under this rule.
- (c) A minor or major penalty shall be assessed to a player who body checks an opponent in a non-checking classification.
(Note) Non-check hockey does not mean “no contact.” There will be legal body contact (see Glossary) within the rules in non-checking classifications. Legal body contact shall not be penalized under this rule. However, deliberate physical contact with an opponent, with no effort to legally play the puck, shall be penalized.
- (d) A major plus a game misconduct penalty shall be assessed to any player who injures an opponent with a body check in a non-checking classification.

Rule 605 Broken Stick

- (a) Any player whose stick is broken must drop his stick prior to participating in the play. A minor penalty for an equipment violation shall be assessed for participating in play with a broken stick.

A broken stick is one that, in the opinion of the Referee, is unfit for normal play.

- (b) A replacement stick for any player who is no longer in possession of a stick may only be obtained from the player's bench or from a teammate on the ice. A minor penalty for an equipment violation shall be assessed to a player who receives a replacement stick illegally, unless the team is assessed a bench minor penalty under Rule 601(b.3) Throwing Articles into the Playing Area. In this instance, the player receiving the thrown stick shall not be penalized.
- (c) A goalkeeper whose stick is broken may not go to the players' bench for a replacement during a stoppage of play, but must receive his stick from a teammate. For an infraction of this rule a minor penalty for delay of game shall be assessed to the goalkeeper.

Rule 606 Butt-Ending

- (a) A major plus a game misconduct penalty shall be assessed to any player who "butt-ends" or attempts to "butt-end" an opponent.

An attempt to "butt-end" shall include all cases where a "butt-end" gesture is made regardless of whether body contact is made or not.
- (b) A match penalty for attempt to injure or deliberate injury to an opponent may also be assessed for butt-ending.

Rule 607 Charging

- (a) A minor or a major penalty shall be assessed to any player who runs or jumps into an opponent or who takes more than two fast strides in delivering a body check (charging).
- (b) A major penalty plus game misconduct penalty shall be assessed to any player who injures an opponent as a result of charging.
- (c) A minor or a major penalty shall be assessed to a player who body checks or charges a goalkeeper while the goalkeeper is within his goal crease or privileged area.

- (d) A goalkeeper is NOT “fair game” because he is outside his privileged area. A penalty for interference or charging should be called in every case where an opposing player makes unnecessary contact with a goalkeeper. Likewise, Referees should be alert to penalize goalkeepers for any infractions they commit in the vicinity of the goal.

Rule 608 Checking from Behind

- (a) A minor plus a misconduct penalty, or a major plus a game misconduct penalty, shall be assessed to any player who body checks or pushes an opponent from behind.
- (b) A major penalty plus game misconduct penalty shall be assessed to any player who injures an opponent as a result of checking from behind or who body checks or pushes an opponent from behind causing them to go head first into the boards or goal frame.
- (c) A match penalty for attempt to injure or deliberate injury to an opponent may also be assessed for checking from behind.

Rule 609 Cross-Checking

- (a) A minor or a major penalty shall be assessed to a player who delivers a check to an opponent using the stick with both hands on the stick and no portion of the stick on the ice (cross-checking).
- (b) A major plus a game misconduct penalty shall be assessed to any player who injures an opponent as a result of cross-checking.

Rule 610 Delaying the Game

- (a) A minor penalty shall be assessed to any player or goalkeeper who deliberately freezes the puck along the boards or goal frame for the purpose of delaying the game.
- (b) A minor penalty shall be assessed to a goalkeeper who has an opportunity to play the puck prior to being pressured by an attacking player, but instead intentionally causes a stoppage of play.

- (c) A minor penalty shall be assessed to any player or goalkeeper who delays the game by deliberately shooting or batting the puck outside the playing area, including after a stoppage of play.
- (d) A minor penalty shall be assessed to a goalkeeper who shoots the puck directly (non-deflected) outside of the playing area, except when the puck inadvertently leaves the playing area in a location that is not protected by glass or screen.
- (e) Play shall be stopped immediately when the goal frame has been displaced from its normal position. A minor penalty shall be assessed to any player (including a goalkeeper) who deliberately displaces the goal frame.

If the defending team deliberately displaces the goal frame during a breakaway (see Glossary) or deprives the attacking team of an immediate scoring opportunity, a penalty shot/optional minor penalty shall be awarded to the player in possession of the puck.

If the goal frame is deliberately displaced in the last two minutes of the game or anytime in overtime, a penalty shot/optional minor penalty shall be assessed.

If a player on the defending team deliberately displaces the goalpost when the goalkeeper has been removed, if in the opinion of the Referee, the puck would have entered the goal – thereby preventing an obvious and imminent goal – a goal shall be awarded in lieu of the penalty shot.

- (f) If a goalkeeper (all classifications) or player (excluding Adults) deliberately removes their helmet/facemask during a breakaway (see Glossary), a penalty shot/optional minor penalty shall be awarded.

If a goalkeeper (all classifications) or player (excluding Adults) deliberately removes their helmet/facemask during the last two minutes of the game or anytime during overtime, a penalty shot/optional minor penalty shall be assessed.

- (g) A minor penalty for delay of game shall be assessed to a goalkeeper who drops the puck into his pads or onto the goal net or deliberately piles up snow or obstacles near the goal that, in the opinion of the Referee, could prevent the scoring of a goal

- (h) A bench minor penalty shall be assessed to any team, after warning by the Referee, that fails to place the correct number of players on the ice and commences play or that causes any delay by making additional substitutions or attempts to delay the game in any manner.

Rule 611 Elbowing

- (a) A minor or a major penalty shall be assessed to any player who body checks an opponent using his elbow.
- (b) A major plus a game misconduct penalty shall be assessed to any player who injures an opponent as the result of a foul committed by elbowing.

Rule 612 Face-Off Locations

- (a) The puck shall be dropped at the center ice face-off spot at the start of each period, after a goal is scored and in situations where a premature substitution of the goalkeeper has occurred when play has been stopped on the attacking side of the center red line.
- (b) A last play face-off will take place in any instance where a stoppage of play occurs as a result of the actions of both teams or if play is stopped for any reason other than what is specified in the rules.

A last play face-off is defined as the nearest end zone or neutral zone face-off spot, or the nearest point along an imaginary line of each side of the ice connecting the end zone face-off spot where the puck was last played.

When a stoppage of play occurs between the end zone face-off spots and the nearest end boards calling for a last play face-off, the face-off will take place at the nearest end zone face-off spot.

- (c) When a stoppage of play occurs as the result of any action by the attacking team in the attacking zone, the ensuing face-off will take place at the nearest neutral zone face-off spot.
- (d) When a stoppage of play takes place in an end zone followed by a gathering of players, a face-off at the nearest neutral zone face-off spot shall occur if any attacking player enters

the end zone further than the outer edge of the face-off circles nearest the blue line.

- (e) When a goal is disallowed as a result of the actions of the attacking team, the ensuing face-off will take place at the nearest neutral zone face-off spot, unless otherwise specified in these rules.
- (f) If the puck shall illegally enter the goal as a result of deflecting directly off an official anywhere in the defending zone, the resulting face-off shall take place at the nearest end zone face-off spot.
- (g) A team causing a stoppage of play shall not gain a territorial advantage with the ensuing face-off. In this instance, the ensuing face-off shall be a last play face-off.

Rule 613 Face-Off Procedures

- (a) Play shall start when one of the officials drops the puck between the sticks of two opposing players.

For face-offs occurring at a designated face-off spot, the players facing-off will stand squarely facing their opponents' end of the rink and clear of the ice markings. The stick blades of both players shall be in contact with the nearest white area of the face-off spot and clear of the center red area.

For face-offs occurring at the center ice face-off spot or in locations other than the designated face-off spots, the players facing-off shall squarely face their opponent's end of the ice and stand approximately one stick length apart.

The attacking player shall be the first to place his stick on the ice, except for a center ice face-off where the visiting team player shall be first to place his stick on the ice.
- (b) No other player shall be allowed to enter the face-off circle or come within 15 feet of the players facing-off the puck.

All other players must position themselves behind the hash marks on the outer edge of the face-off circle or stand approximately one stick length apart from the opponent.
- (c) At the conclusion of the line change procedure, the Official conducting the face-off shall blow his whistle. This will signal each team that they have no more than five seconds to line up for the ensuing face-off. Prior to the conclusion of five seconds, the Official shall conduct a proper face-off.

No substitution of players shall be permitted until the face-off has been completed and play has been resumed except when any penalty is imposed.

- (d) If a player facing-off fails to take his proper position immediately when directed by the Official, the Official may order him replaced for that face-off by any teammate then on the ice.

If a player, other than the player facing off, fails to maintain his proper position, the center of his team shall be ejected from the face-off.

A second violation of any of the provisions of this subsection by the same team during the same face-off shall result in a minor penalty for delay of game being assessed to the player committing the second violation.

- (e) A minor penalty for interference shall be assessed to any player facing-off who makes any physical contact with his opponent's body by means of his own body or by his stick except in the course of playing the puck after the face-off has been completed.

Rule 614 Falling on Puck

- (a) A minor penalty for delay of game shall be assessed to a player other than the goalkeeper who deliberately falls on or gathers the puck into his body, deeming the puck unplayable and causing a stoppage of play.

(Note) Any player who drops to his knees to block a shot should not be penalized if the puck is shot under him or becomes lodged in his clothing or equipment.

- (b) A penalty shot/optional minor penalty shall be assessed to the non-offending team when any player, except the goalkeeper, falls on the puck, gathers the puck into his body or uses the hands to hold the puck while in the goal crease. For application of this rule, the decision as to whether the puck is in the crease is made at the moment the infraction occurs.

A goal shall be awarded to the non-offending team if the goalkeeper has been removed from the ice at the time of the infraction and the action under this rule has prevented an obvious and imminent goal.

- (c) A minor penalty for delay of game shall be assessed to a goalkeeper who falls on or gathers the puck into his body and causes a stoppage of play when:
- (1) The puck is behind the goal line and his body is entirely outside of the goal crease.
 - (2) He fails to play the puck with his stick when provided the opportunity to do so prior to being pressured by an attacking player.
 - (3) The puck is outside the boundaries of the "goalkeeper's privileged" area.
 - (4) He holds or places the puck against any part of the goal frame or boards or intentionally drops the puck on the back of the netting.

Rule 615 Fighting

- (a) A major plus a game misconduct penalty shall be assessed to any player who engages in fighting. An additional minor penalty shall be assessed to any player who starts or instigates fighting.

A minor penalty shall be assessed to any player who drops his stick and/or removes his glove(s) during an altercation and is not a participant in the original altercation. A game misconduct penalty shall be added if, in the judgment of the Referee, such player is deemed to be the instigator of a subsequent altercation.

A minor, double minor or major plus game misconduct penalty, at the discretion of the Referee, shall be assessed to any player who, having been struck, continues the altercation by retaliating.

(Note) The Referee is provided very wide latitude in the penalties that he may impose under the rules, including Rule 601 "Abuse of Officials and Other Misconduct" in an effort to discourage fighting. This is done intentionally to enable him to differentiate between the obvious degrees of responsibility of the participants either for starting the fighting or persisting in continuing the fighting.

- (b) A major plus game misconduct penalty shall be assessed to any player involved in fighting off the playing surface, before, during or after the game.

- (c) A game misconduct penalty shall be assessed to any player whose helmet/facemask comes off their head during an altercation.
A match penalty shall be assessed to any player who deliberately removes his (or opponent's) helmet/facemask prior to or during an altercation.
- (d) A game misconduct penalty shall be assessed to any player or goalkeeper who is the first to intervene in an altercation then in progress. This penalty is in addition to any other penalty incurred in the same incident.
- (e) A minor penalty shall be assessed to any player who fails to move immediately and directly to their players' bench (or goal crease for a goalkeeper) when instructed to do so by the Referee during an altercation.
- (f) Any player who receives a second major penalty for fighting with the same team during the same season shall receive a three game suspension. For a third fighting major with the same team in the same season, the player shall be suspended until a hearing is conducted by the Proper Authorities under Rule 410 Supplementary Discipline.

Rule 616 Fouled from Behind

- (a) For the purpose of this rule a "breakaway" is defined as follows: A player who is in possession and control of the puck (see Glossary) and is beyond his defending blue line with no opponent between him and the goalkeeper.
- (b) A penalty shot/optional minor penalty shall be awarded to the non-offending team anytime a player is fouled from behind, or diagonally from behind (beyond the fouled player's peripheral vision), and is denied a reasonable scoring opportunity during a breakaway.

(Note) The intent of this rule is to restore a reasonable scoring opportunity that has been lost by reason of a foul committed from behind during a breakaway situation. This foul from behind could include any action that would normally be deemed a penalty, including cross-checking, high sticking, holding, hooking, slashing and tripping. This

penalty shall be assessed in the normal manner allowing for a “delayed penalty” and a change of possession prior to stopping play.

- (c) If the opposing goalkeeper has been removed from the ice and an obvious and imminent goal has been prevented by the fouled from behind provisions, then the Referee shall stop play and award a goal to the non-offending team.

Rule 617 Goals and Assists

(Note) It is the responsibility of the Referee to award goals and assists strictly in accordance with the provisions of this rule and his decision shall be final. In case of an obvious error in awarding a goal or an assist, corrections should be made promptly and no changes can be made to the official scoresheet once it has been signed by the Referee.

- (a) A goal shall be scored when the puck has completely crossed the goal line between the posts and under the cross bar. The player who has legally propelled the puck into the opponent’s goal (or last attacking player to play the puck in cases where the puck entered the goal as a result of the actions of the defending team) shall be credited with the scoring of the goal

Up to a maximum of two assists shall be awarded to those player(s) who had possession of the puck immediately prior to the goal being scored.

Only one point can be credited to any single player for a goal scored and each goal or assist shall count as one point in the respective player’s record.

- (b) A goal shall be legally scored if:
- (1) The puck has been propelled into the goal by the stick of an attacking player provided it was done in accordance with rule 621 High Sticks.
 - (2) The puck enters the goal as a result of any action by the defending team.
 - (3) The puck shall have been deflected into the goal by striking any part of an attacking player.
 - (4) The puck was legally propelled into the goal crease and not covered by the goalkeeper – making the puck available to another attacking player to propel into the goal.

- (c) A goal shall not be allowed if the following occurs:
- (1) An attacking player kicks the puck directly into the goal or a kicked puck deflects off any player, including goalkeeper, prior to entering the goal.
 - (2) The puck has been thrown or deliberately directed into the goal by any means other than a stick, even if subsequently deflecting off any player, including goalkeeper, prior to entering the goal.
 - (3) The puck was deflected into the goal directly off an official.
 - (4) The puck entered the goal while an attacking player was positioned in the crease (unless physically interfered with by a defending player causing him to be in the goal crease) or interfering with the goalkeeper (see Rule 625(b) Interference).
 - (5) The puck has not completely crossed the goal line prior to the expiration of the period.
 - (6) As otherwise specified in the Official Playing Rules.

Rule 618 Handling Puck with Hands

- (a) Play shall be stopped and a last play face-off shall occur anytime a player (except the goalkeeper) closes his hand on the puck and does not immediately drop the puck to the ice.
- A minor penalty for delay of game shall be assessed to any player, other than the goalkeeper, who picks the puck up from the ice with his hand(s) while play is in progress.
- A penalty shot/optional minor penalty shall be awarded to the non-offending team anytime a defending player, other than the goalkeeper, picks the puck up off the ice with his hand or holds the puck while play is in progress and the puck is in the goal crease. If this infraction occurs while the goalkeeper has been removed from the ice and prevents and obvious and imminent goal, a goal shall be awarded to the non-offending team.
- (b) A player or goalkeeper shall not be allowed to “bat” the puck in the air, or push it along the ice with his hand, directly to a teammate unless the “hand pass” has been initiated and completed in his defending zone, in which case play shall be allowed to continue. If the “hand pass” occurs in the neutral or attacking zone, a stoppage of play will occur and a face-off will take place according to last play face-off rules provided no territorial advantage has been gained.

No goal can be scored as a result of the puck being propelled by the hand of an attacking player regardless if the puck enters the goal directly from the hand or deflects off of any player prior to entering the goal.

- (c) Play shall be stopped and an end zone face-off taken when a goalkeeper holds the puck for more than three seconds while being pressured. If not pressured, after a warning by the Referee, a goalkeeper shall be assessed a minor penalty for delay of game.

If a goalkeeper catches the puck and throws it forward towards his opponent's goal and it is first played by a teammate, play shall be stopped and the ensuing face-off shall be held at the nearest end face-off spot of the offending team.

Rule 619 Head-Butting

- (a) A major plus a game misconduct penalty shall be assessed on any player who "head-butts" an opponent in any manner.
- (b) A match penalty for attempt to injure or deliberate injury to an opponent may also be assessed for head-butting.

Rule 620 Head Contact

- (a) A minor or major penalty shall be assessed to any player who contacts an opponent in the head, face or neck, including with the stick or any part of the player's body or equipment.
- (b) A major plus a game misconduct penalty shall be assessed to any player who injures an opponent as a result of head contact or who intentionally or recklessly contacts an opponent in the head, face or neck.
- (c) A match penalty for attempt to injure or deliberate injury to an opponent may also be assessed for head contact.

Rule 621 High Sticks

- (a) A minor or major penalty shall be assessed to any player who carries his stick above the normal height of the shoulder or who makes stick contact above the shoulder of the opponent.
- (b) A major plus a game misconduct penalty shall be assessed to any player who injures an opponent as a result of high sticking.

- (c) Batting the puck above the normal height of the shoulder with the stick is prohibited and no goal can be scored as a result of an attacking player playing the puck above the shoulder with the stick and directly entering the goal.
- When the puck is played above the height of the shoulders with the stick, play shall be immediately stopped and a face-off conducted at one of the end zone face-off spots in the defending zone of the offending team unless:
- (1) The puck is batted to an opponent who gains possession and control of the puck, in which case play shall continue, or
 - (2) A player of the defending team bats the puck into their own goal, in which case the goal is allowed.
- (d) The use of the “slap shot” in the Youth and Girls’ 10 & under age classifications and below is prohibited. When a player who, in the process of making a forehand or backhand shot or pass, raises the blade of the stick above his waste as part of the backswing, play shall be stopped immediately and a face-off is conducted at one of the end zone face-off spots of the offending team.

Rule 622 Holding an Opponent

- (a) A minor penalty shall be assessed to a player who impedes the progress of an opponent by holding.
- (b) A major plus a game misconduct penalty shall be assessed to a player who uses his hand to rub, grab or hold the facemask of an opponent.
- (c) A match penalty for attempt to injure or deliberate injury to an opponent may also be assessed for grabbing or holding the facemask.

Rule 623 Hooking

- (a) A minor or major penalty shall be assessed to a player who impedes the progress of the opponent by using the blade of their stick on the body or stick of the opponent.
- (b) A major plus game misconduct penalty shall be assessed to any player who injures an opponent as a result of hooking.

Rule 624 Icing the Puck

(Note) For the purpose of this rule, the center line shall divide the rink in half and the point of last contact with the puck shall be used to determine whether a potential icing exists. "Icing the puck shall have been completed the instant the puck has completely crossed the goal line.

- (a) When a player of a team shoots, bats with the hand or stick or deflects the puck from his own half of the ice completely beyond the goal line of the opposing team, play shall be stopped and a face-off shall take place at an end zone face-off spot in the defending zone of the offending team.

(Note) If a team ices the puck during a delayed whistle as a result of a foul committed by the opposing team, the ensuing face-off shall take place at a neutral zone face-off spot nearest the defending zone of the team icing the puck.

However, if the puck has entered the goal as a result of a legal action by the team shooting the puck, the goal shall be allowed.

- (b) Icing shall be nullified if any of the following conditions have been met:
- (1) The offending team is shorthanded (below the on-ice numerical strength of their opponent) when the puck is shot. The determination is made at the time the penalty expires and if the puck was shot prior to the penalty time expiration, regardless as to the position of the penalized player, no icing shall be called.
 - (2) The puck is shot by an attacking player and rebounds off of the body or the stick of a defending player on their defensive half of the center red line.
 - (3) The puck travels the length of the ice as a result of either player participating in a face-off.
 - (4) The puck touches any part, including stick, skates or body, of an opposing player prior to crossing the goal line.
 - (5) If, in the opinion of the Linesman, an opposing player – except the goalkeeper – has an opportunity to play the puck, and has not done so, prior to the puck crossing the goal line.

- (c) If the Officials shall have erred in calling an “icing the puck” infraction (regardless of whether either team is shorthanded) a last play face-off (end zone face-off spot nearest to the location of the puck when play was stopped) shall occur.
- (d) Any unnecessary contact with an opponent who is attempting to play the puck in an obvious icing situation shall be penalized strictly as boarding, charging or roughing.

Rule 625 Interference

- (a) A minor penalty shall be assessed to any player who interferes with or impedes the progress of an opponent who is not in possession of the puck (see Glossary). This includes the following actions which shall be penalized under this rule:
 - (1) Providing a protective screen and limiting the opportunity for an opposing player to apply pressure to a teammate in possession and control of the puck.
 - (2) Making no attempt to play the puck while facing-off and instead plays the body of the opponent.
 - (3) An attacking player who no longer has possession and control of the puck initiates contact with the defending player in an effort to obstruct their ability to play the puck or an opponent.
 - (4) A defending player who changes his skating lane or foot speed in an effort to play the body of an opponent who is no longer in possession and control of the puck.
 - (5) Deliberately knocking the stick out of an opponent's hand.
 - (6) Preventing an opponent who has dropped his stick or any other piece of equipment from retrieving it.
 - (7) Shooting, throwing or directing any object (equipment, broken stick, etc.) that may be on the ice in the direction of an opponent in an attempt to distract him.
 - (8) Any player who makes physical contact, using his stick or body, in a manner that interferes with the movement of the goalkeeper, unless otherwise specified in the rules.
 - (9) Any player on the players' or penalty bench who interferes, in any manner, with the movement of the puck or any opponent on the ice while play is in progress.

- (b) A face-off shall be conducted at the nearest neutral zone face-off spot anytime an attacking player stands, holds his stick, or skates through the goal crease provided the puck is in the attacking zone, the attacking team has possession of the puck and the goalkeeper is in contact with the crease.

No goal may be scored with an attacking player in the goal crease unless the puck has preceded the player(s) into the goal crease or the goalkeeper is out of the goal crease area.

However, if the attacking player has been physically interfered with by the actions of a defending player that causes him to be in the goal crease, play shall not be stopped and any legal goal scored shall be allowed.

- (c) A minor penalty shall be assessed to a goalkeeper who intentionally leaves his stick, or any portion of his stick, in front of the goal.

A goal shall be awarded to the non-offending team if the puck shall hit the stick and prevent an obvious and imminent goal, regardless as to whether the goalkeeper is on the ice, in the act of leaving the ice or off the ice.

Rule 626 Interference by Spectators

- (a) Play shall be stopped and a last play face-off will occur if any objects are thrown onto the ice that interferes with the progress of the game.
- (b) Play shall be stopped and a last play face-off will occur anytime a player is being physically interfered with by a spectator, unless his team is in possession of the puck in which case play shall be stopped upon completion of the play.
- (c) A game misconduct penalty for unsportsmanlike conduct shall be assessed to any player who physically interferes with a spectator.

(Note) The Referee shall report all incidents pertaining to this rule to the Proper Authorities who shall have full power to take further disciplinary action as deemed appropriate.

Rule 627 Kicking Opponent or Puck

- (a) A major plus a game misconduct penalty shall be assessed to any player or goalkeeper who uses their skate to “push off” an opponent.
- (b) A Match penalty shall be assessed to any player or goalkeeper who kicks, attempts to kick or injures an opponent by kicking.
- (c) Kicking the puck shall be permitted provided the puck is not kicked by an attacking player and entered the goal either directly or after deflecting of any player including the goalkeeper.

Rule 628 Kneeing

- (a) A minor or a major penalty shall be assessed to any player who body checks an opponent using their knee.
- (b) A major plus a game misconduct penalty shall be assessed to any player who injures an opponent as the result of a foul committed by kneeling.

Rule 629 Leaving the Players’ Bench or Penalty Bench

- (a) A major plus a game misconduct penalty shall be assessed to any player who leaves the players’ bench or the penalty bench during an altercation or for the purpose of starting an altercation. These penalties are in addition to any other penalties that may be assessed during the incident.

Substitutions made prior to the altercation shall not be penalized under this rule provided the players so substituting do not enter the altercation.
- (b) No penalized player may leave the penalty bench except on the expiration of his penalty or at the end of a period.

A minor penalty shall be assessed to any player who leaves the penalty bench before his penalty has expired, unless it resulted from an error by the Penalty Timekeeper. In all situations, the player shall serve the remaining penalty time. If a Penalty Timekeeper error occurred, no additional minor penalty assessed.

(Note) In all cases where a penalized player has left the penalty bench prematurely, whether the result of Penalty Timekeeper error or not, the Penalty Timekeeper shall note the time and verbally alert the Referee who shall stop play when the offending team gains possession and control of the puck.

- (c) If a player illegally enters the game either from the players' bench or penalty bench (Timekeeper error or not), any goal that is scored by the offending team while he is illegally on the ice shall be disallowed. However, all penalties assessed to either team shall be served in the normal manner.

A penalty shot/optional minor penalty shall be awarded to the non-offending team anytime a player who is on a breakaway (see Glossary) is interfered with, in any manner, by an opposing player who has illegally entered the game.

- (d) A bench minor penalty to the team, or a game misconduct penalty to the team official, or both, shall be assessed when any Team Official enters the ice surface after the start of the period and prior to its end without the permission of the Referee.

(Note) Any incident involving a Team Official entering the ice surface without permission during the course of a game shall be reported to the Proper Authorities for further disciplinary action.

- (e) **(For Youth and All Girls'/Women Games)** Play shall be stopped and the face-off conducted at the last play face-off location anytime a team starts play with fewer players than entitled to and the additional entering player is the first to play any puck coming from his defending zone, unless he has first made skate contact with his defending zone.

Rule 630 Off-Sides

- (a) Off-sides occurs when players of an attacking team precede the puck into the attacking zone.

The position of the player's skates and the position of the puck relative to the blue line are determining factors for an "off-side" violation. A player is considered "off-side" when the player does not have skate contact with any part of the

Neutral Zone or the blue line when the puck crosses the determining edge of the blue line.

(Note) The blue line is always considered to be part of the zone in which the puck is in. Therefore, when the puck is entering the attacking zone, the “determining edge” of the blue line shall be the edge closest to the attacking goal. Therefore, the determination as to whether an “off-sides” has occurred will only take place at the moment the puck has completely crossed the determining edge into the attacking zone. A player only needs to have skate contact with one skate with the blue line to be considered “on-side.”

- (b) A player who is actually in possession and control of the puck prior to entering the attacking zone and precedes the puck into the zone is not considered “off-side.”

Off-sides shall be waived if a player legally carries or passes the puck back into his own Defending Zone while a player of the opposing team is in the Defending Zone.

- (c) Anytime the puck is carried into the attacking zone creating an off-side play, play shall be stopped and a face-off conducted at the nearest neutral zone face-off spot.

Anytime the puck was passed or shot into the attacking zone and creates an off-side play, play will be stopped and the face-off will take place at the nearest last play face-off location where the pass or shot originated.

Anytime, in the opinion of the official, a player has created an intentional off-sides play, play shall be stopped and a face-off conducted at the nearest end zone face-off spot in the defending zone of the offending team.

(Note) An intentional off-side is one which is made for the purpose of deliberately securing an immediate stoppage of play or when an off-side play is made under conditions where there is no effort made or possibility of completing a legal play.

- (d) **(For Adults [male and female], High School and Youth/Girls' 14 & Under Age Classifications and above only)** The Official shall signal a delayed off-side if an attacking player proceeds the puck into the Attacking Zone and the delayed off-side will be nullified if:

- (1) The puck were to exit the attacking zone.
- (2) All attacking players are simultaneously clear of the attacking zone by making skate contact with the blue line, at the same instant.

If any of the following conditions are met, play shall be stopped and a face-off conducted according to sub-section (c) of this rule:

- (3) An attacking player touches the puck.
 - (4) An attacking player attempts to gain possession of the puck or continues to apply pressure to the defending puck carrier.
 - (5) The puck is shot directly on goal.
- (e) If the official shall have erred in stopping play for an off-side infraction, the face-off shall take place at the nearest neutral zone face-off spot to where play was stopped.

Rule 631 Puck Out of Bounds or Unplayable

- (a) Anytime the puck goes outside the playing area, strikes any obstacles above the playing surface other than boards, glass or wire or becomes unplayable due to a defect in the playing rink, play shall be stopped and a last play face-off conducted.
- (b) Play shall be stopped immediately if the puck comes to rest in the netting on top of the goal frame.
Play shall be stopped and deemed unplayable if the puck becomes lodged in the netting outside of either goal and neither team is able to dislodge the puck within three seconds.
- (c) Play shall not be stopped if the puck comes to rest on top of the boards surrounding the playing area and is legally played by a hand or stick or if the puck strikes an official anywhere on the rink.
- (d) If an attacking player shoots the puck directly out of play, onto the netting of the goal frame or if the puck deflects out of play off of an attacking player, the face-off will take place at the nearest neutral zone face-off spot.

Rule 632 Puck in Motion or Out of Sight

- (a) The puck must be kept in motion at all times and play shall not be stopped for a frozen puck (other than goalkeeper) unless a scramble takes place where a player falls on or is knocked down on the puck.

(Note) The Referee should be aware of all circumstances and may stop play along the boards to avoid any unnecessary contact surrounding the puck.

When a stoppage of play occurs, the face-off shall take place at the point where play was stopped according to the last play face-off rules.

- (b) A minor penalty for delay of game shall be assessed to any player who intentionally falls on the puck causing a stoppage of play.

A minor penalty for delay of game shall be assessed to any player(s), including a goalkeeper, who holds or freezes the puck along the boards or goal frame in any manner causing a stoppage of play.

- (c) Anytime a player who is beyond his defending blue line passes or carries the puck back into his defending zone for the purpose of delaying the game, except if the offending team is below the numerical strength of the opponent (shorthanded), a stoppage of play shall occur and a face-off conducted at the nearest end zone face off spot in the defending zone of the offending team.
- (d) Play shall be stopped immediately if a puck, other than the one officially in play, shall appear on the playing surface and interferes with the progress of the game.

Rule 633 Refusing to Start Play

- (a) With both teams on the ice, after the game has started, a team for any reason refuses to play after being ordered to do so by the Referee, the Referee shall warn the Captain and allow the team 15 seconds to resume play.

A bench minor penalty for delay of game shall be assessed to the offending team who still refuses to start play and if the same team refuses to continue play, the Referee shall suspend the game and assess a match penalty to the responsible Team Official(s).

- (b) A bench minor penalty for delay of game shall be assessed to the offending team if prior to the start of the game or start of a period, one team fails to go onto the ice promptly when ordered to do so by the Referee.

A match penalty shall be assessed to the responsible Team Official(s), and the game suspended, if the same team fails to go onto the ice and start play within five minutes.

(Note) In any instance when this rule is applied, the Referee is required to report the incident to the Proper Authorities for further disciplinary action.

Rule 634 Slashing

- (a) A minor or a major penalty shall be assessed to any player who strikes or attempts to strike an opponent with his stick.
- (b) A major plus a game misconduct penalty shall be assessed to any player who injures an opponent as a result of slashing.

(Note) Referees are instructed to penalize any player who swings his stick at any opposing player (whether or not contact is made) or makes a wild swing at the puck with the intention of intimidating the opponent.

- (c) Any player who swings his stick at another player in the course of an altercation shall be assessed a game misconduct (plus any additional penalty outlined in this rule) or a match penalty.
- (d) A minor penalty shall be assessed to any player who makes stick contact with an opposing goalkeeper while he is in his goal crease and who has covered or caught the puck, regardless of whether or not the Referee has stopped play.

Rule 635 Spearing

- (a) A major plus a game misconduct penalty shall be assessed to a player who pokes or attempts to poke, whether or not contact is made, an opponent with the point of the blade of his stick.
- (b) A match penalty for attempt to injure or deliberate injury to an opponent may also be assessed for spearing.

Rule 636 Start of Game and Time of Match/Time Outs

- (a) The game shall start at the scheduled time with a face-off conducted at the center ice face-off spot. The maximum length of a game shall be three 20-minute periods with a 15-minute intermission, allowing for an ice resurface, between each period. Each period shall start promptly at the end of the intermission with a face-off conducted at the center ice face-off spot.
- (b) Three minutes prior to the start of the game and each period, each team shall be notified so they can return to the ice in time to start the game promptly at the conclusion of the intermission. It is recommended that the intermission time be placed on the game clock in an effort to keep teams and spectators informed.

Any team that has not returned to the ice, without proper justification, and is prepared to play at the conclusion of the intermission shall, after a warning by the Official, be assessed a bench minor penalty for delay of game.

- (c) Prior to the start of the game, each team is provided an opportunity to warm-up (maximum of 20 minutes) on their half of the rink. The length of the warm-up time and decision to resurface the ice (15-minute intermission) or begin the game immediately shall be agreed upon by both teams or determined by the Proper Authorities prior to the game.
- (d) Each team shall defend the goal closest to its bench for the start of the game unless the benches are on the opposite side of the ice. Then the home team shall choose which end to defend. The teams shall switch ends for the start of each subsequent period.

The home team shall enter the ice surface first and if both teams are to leave the ice through a common exit, it is recommended that the team whose bench is closest to the exit shall leave the ice first.

- (e) If in the opinion of the Officials, conditions are more favorable at one end of the rink, the officials may have the teams change ends at the midway point of the third period and during each overtime period so each team has an equal opportunity to play with the advantage. This changing of ends should occur at the exact midpoint of the period.

If any unusual delay occurs in the first or second periods, the Officials may order the next regular intermission to be taken immediately. The remainder of the period will be completed upon the conclusion of the intermission with the teams defending the same goals. At the conclusion of that period, the teams will change ends and resume play for the next period without any delay.

If in the opinion of the officials, the playing conditions (such as ice conditions, broken boards/glass or weather) become unsatisfactory during the course of the game, the game may be suspended and the conditions reported to the Proper Authorities.

- (f) Each team is permitted one time-out of 60 seconds duration during the game whether in regulation play or overtime. For time curfew games, no time-outs shall be permitted.

Time-outs must be requested during a stoppage of play prior to the conclusion of the line change procedure. If a team were to request to use their time-out during the same stoppage of play as their opponent, this request must be made prior to the conclusion of the first time-out.

Either team may use a time-out for the purpose of warming up their goalkeeper. However, no more than four pucks per team shall be allowed for this purpose.

Non-penalized players and goalkeepers may proceed to their respective players' bench during any time-out.

Rule 637 Throwing Stick/Object

- (a) A minor penalty shall be assessed to any player on the ice who shoots or throws any portion of his stick or any other object in the direction of the puck.

(Note) When a player discards the broken portion of a stick by tossing it to the side of the rink (and not over the boards) in such a way as will not interfere with play or an opposing player, no penalty shall be assessed.

However, a penalty shot/optional minor penalty shall be awarded to the non-offending team if done in his defending zone. The Referee shall allow play to be completed and provided no goal is scored, the penalty shot/optional minor is awarded to the player who was fouled. If the player fouled is not readily identified, the Captain of the non-offending team shall select the player to take the penalty shot from those players who were on the ice at the time the infraction occurred.

- (b) A penalty shot/optional minor penalty shall be awarded to the non-offending team anytime a player is interfered with by any object thrown or shot in his direction by a defending player or team official during a breakaway.

For the purpose of this rule a “breakaway” is defined as follows: A player who is in possession and control of the puck (see Glossary), is beyond his defending blue line with no opponent between him and the goalkeeper.

A goal shall be awarded to the non-offending team if the goalkeeper has been removed from the ice and the stick or other object is thrown or shot in the direction of the puck and prevents an obvious and imminent goal.

- (c) A misconduct penalty shall be assessed to any player who throws any portion of his stick or any other object outside of the playing area. A game misconduct penalty shall be assessed if done in protest of an official’s decision or if deliberately thrown at or in the direction of a spectator.

Rule 638 Tied Games

- (a) If the score is tied at the end of three periods and the game must be played until there is a winner, the following is recommended:
- (1) A 5-minute rest period will occur.
 - (2) The teams shall not change ends.
 - (3) A 10-minute period shall be played.
 - (4) The game will be completed once either team scores a goal (sudden victory) and that team shall be declared the winner. If no goal is scored, the same procedure shall be repeated.
- (b) Any overtime period shall be considered part of the game and all unexpired penalties shall remain in force.
- (c) If either team declines to play in the necessary overtime period or periods, the game shall be declared a loss for that team.

(Note) Affiliates and Local Governing Bodies may make their own rules regarding overtime for games under their jurisdiction.

Rule 639 Tripping/Clipping/Leg Checking

- (a) A minor or major penalty shall be assessed to any player who commits the following:
- (1) Uses his stick or any portion of his body and causes an opponent to trip or fall.
(Note) However, no penalty shall be assessed under this rule if, in the opinion of the Referee, the player was clearly hook-checking or poke-checking the puck for the purpose of gaining possession.
 - (2) Deliberately leaves his feet or lowers his body to make contact with the opponent at or below the knees (Clipping), unless done so for the purpose of blocking a shot.
 - (3) Extends his leg from the front or from behind for the purpose of tripping their opponent (Leg Checking).
- (b) A major penalty plus a game misconduct penalty shall be assessed to any player who injures an opponent as a result of tripping, clipping or leg-checking.

Rule 640 Unnecessary Roughness (Roughing)

- (a) A minor or double minor penalty shall be assessed to any player who is deemed guilty of unnecessary roughness (roughing).
Any action warranting a major penalty under this rule shall be assessed under Rule 615 (Fighting).
- (b) A minor or major penalty shall be assessed (except Adult Male Classifications) to any player who delivers an avoidable body check to an opponent who is no longer in possession and control of the puck.
- (c) A minor or major penalty shall be assessed to any player who makes avoidable physical contact with an opponent after the whistle.
- (d) A major plus a game misconduct penalty shall be assessed to any player who injures an opponent as a result of an avoidable check to a player who is not in possession and control of the puck or who makes avoidable physical contact with an opponent after the whistle.

CASEBOOK FOR PLAYING RULES

RULE 601 ABUSE OF OFFICIAL AND OTHER MISCONDUCT

→ Situation 1

A player sitting on the players' bench uses profanity towards an Official. If the Official can recognize the player using this language, may he assess a misconduct penalty rather than a bench minor?

Yes. Rule References 601 (Note), 601(b. Note) and 601(c.2).

The Officials shall assess a misconduct to a player if the player can be readily recognized. If the Official cannot determine the identity of the player, he must impose a bench minor on the team. This interpretation only applies to players on the players' bench or penalty bench.

→ Situation 2

A player is assessed a minor penalty for tripping and does not proceed immediately to the penalty bench while disputing the call. Should any additional penalty be called?

Yes, in addition to the original tripping penalty, the player must be assessed a minor penalty for Unsportsmanlike Conduct. Rule References 601(a.1).

The misconduct penalty (601(c.4)) for failure to proceed directly and immediately to the penalty bench applies in all other situations. In this instance, the fact the player is disputing the ruling of the Referee calls for the unsportsmanlike minor penalty to be assessed.

→ Situation 3

What is the proper sequence of penalties to be assessed to a player who continues to verbally abuse an Official or who persists in disputing a call?

Minor, misconduct, game misconduct, warning to the Captain, bench minor penalty. Rule References 601(a.1, c.1 and e.1) and 633(a).

This sequence must be followed in every instance as the rules are clear that a match penalty is not an option in this situation. Once the Abuse of Officials progression has been exercised, the proper sequence is shifted to Refusing to Start Play.

➔ **Situation 4**

At a stoppage of play, two players are circling each other and trying to incite the other into getting a penalty. The Referee deems that penalties are warranted (taunting). What penalties, if any, shall be assessed?

Minor penalties for Unsportsmanlike Conduct shall be assessed to each player. Rule Reference 601(a.2).

➔ **Situation 5**

There are many different things that can be said that various people may find offensive. What judgment should an Official use in assessing a penalty?

Preferably, good judgment that holds players/coaches accountable for these types of actions. Rule Reference 601(a.2, b.1, c.2 and e.2).

There is no easy answer as individual people deem different things to be offensive. Most people will know an obscene gesture when they see it or a racial/ethnic slur when heard. These situations must be penalized according to the rule.

There are certainly other areas where offensive language may also be used and should be appropriately penalized. Officials are reminded that other penalties exist for these types of actions, including unsportsmanlike conduct (taunting or inciting an opponent), or bench minor/misconduct for obscene, profane or abusive language. In each instance, the official should use their best judgment in assessing the proper penalty.

And, if in doubt, assess the penalty and report the actions to the Proper Authorities to review under supplementary discipline.

→ Situation 6

The head coach is assessed a bench minor penalty for improper conduct during the first period. During the second period the coach again exhibits improper conduct. Is the coach assessed a game misconduct because the improper conduct has been repeated?

No. Rule Reference 601(b.1).

The spirit and intent of the rule is to treat each incident separately. If the coach is assessed a bench minor penalty, he would only be assessed a game misconduct penalty provided he continues his actions regarding this incident. This would also apply in cases where one coach receives the bench minor and a different coach continues the abuse.

If the coach refrains from continuing his behavior and then engages in improper conduct later over a separate incident, he would need to be assessed another bench minor penalty to start the sequence over.

A good rule of thumb is once the original bench minor penalty has been served, that incident is over and the new sequence would begin with the assessment of a bench minor penalty.

→ Situation 7

A Coach verbally abuses an Official on the way to the dressing room at the end of a period. What is the sequence of penalties assessed to the Coach?

A bench minor penalty followed by a game misconduct penalty if the abuse continues. Rule References 601(b.1 and e.1).

Just as if it was during play, the proper sequence of penalties as outlined in the rules must be followed by the Referee. Rule 633 Refusing to Start Play would kick in if the situation were to persist at the start of the next period.

→ Situation 8

What penalty is imposed on a player who collides with a Linesman and verbally abuses him for being in the way with no reference made to a previous decision?

A misconduct penalty. Rule Reference 601(c.2).

Since the player was not disputing a ruling, the verbal abuse falls under the misconduct rule.

→ Situation 9

A player verbally abuses an Official on the way to the dressing room at the end of a period or the end of the game. What is the sequence of penalties assessed to the player?

A misconduct penalty followed by a game misconduct penalty if the abuse continues. Rule References 601(c.2 and e.1).

Just as if it was during play, the proper sequence of penalties as outlined in the rules must be followed by the Referee.

→ Situation 10

What is the purpose of the Referee's Crease?

To provide an area where On-Ice and Off-Ice Officials can converse with each other without player interference. Rule References 601(c.5) and 108(c).

According to Rule 601(c.5), a player could be assessed a misconduct penalty for entering the Referee's Crease during such a discussion. Under normal circumstances, a player would be asked to leave the crease before being assessed the misconduct penalty.

→ Situation 11

A player on the ice makes physical contact with an Official following a decision made by that Official. What penalty or penalties shall be assessed?

A misconduct, game misconduct or match penalty, depending on the severity of the offense. Rule References 601(d.1, e.3 and f.1).

The officials must be able to distinguish between the severity of the contact and the intent of the player in order to assess the appropriate penalty. Simply touching an official does not constitute a physical assault calling for a match penalty.

→ **Situation 12**

A player on the players' bench interferes with a Linesman. The Linesman does not have the authority to stop the play. Play continues and the offending team scores a goal. What penalties are imposed and what procedure does the Linesman employ?

The Linesman reports to the Referee at the stoppage of play. The goal is disallowed and a penalty is assessed. Rule References 601(d.1, e.3, f.1) and 503(e).

A misconduct, game misconduct or match penalty, depending on the severity of the offense, is assessed.

→ **Situation 13**

A fight breaks out between two opposing players. The Referee rushes to the scene and from about 10 feet away loudly orders the players to stop fighting. The Linesmen have not yet arrived to break up the fight. Should each player receive an additional misconduct or game misconduct penalty for continuing the fight after being ordered to stop?

No. Rule Reference 601(d.2).

The spirit and intent of the rule is to assess the proper penalty in cases where the players have been physically separated and one or more players attempt to continue the altercation or one, or both players, blatantly ignore the instructions of the officials while physically separating the players.

→ **Situation 14**

A goalkeeper or player bangs his stick on the glass at the Goal Judge after a disputed goal. What penalty must be assessed?

A minor penalty for unsportsmanlike conduct plus a misconduct or game misconduct penalty. Rule Reference 601(d.3).

The Goal Judge is considered part of the officiating team, so any protest directed at him would be penalized in the normal manner.

➔ **Situation 15**

Team A's Head Coach is assessed a bench minor penalty for Abuse of Officials. While that penalty is still being served, the Assistant Coach now starts verbally abusing the Referee. What penalty should the Referee assess?

Game Misconduct Penalty. Rule Reference 601(e.1).

Provided the abuse is a continuation of the original action causing the bench minor penalty to be assessed, the game misconduct shall be assessed even though it is a different Team Official. This helps avoid the situation where two or more Team Officials work together to continue their inappropriate behavior without consequence greater than a bench minor penalty.

This is only applied when the abuse is a continuation of the original penalty. If the second Team Official engages in improper conduct several minutes later in response to a different situation, then the Referee must assess another bench minor penalty to start the penalty progression over.

➔ **Situation 16**

What judgment should an Official use in assessing a game misconduct penalty for an obscene gesture or racial/ethnic slur?

If the official sees an obscene gesture or hears a comment that is deemed to be derogatory of a racial or ethnic nature, the game misconduct penalty must be assessed. Rule Reference 601(e.2)

There is no place in the game for this type of action and the officials must strictly enforce this rule.

→ Situation 17

A player directs a racial or ethnic slur to an opponent, which the Referee does not hear. The non-offending team brings it to the Referee's attention. May the Referee assess the prescribed game misconduct penalty based on the reported incident?

No. While these situations threaten the integrity of the game, the actual incident must be heard and/or seen by an On-Ice Official in order to assess the game misconduct penalty. Rule Reference 601(e.2).

The Referee should report the incident to the Coach or Captain of the team allegedly using the slur, and advise the team of the required penalty if such a slur is subsequently heard (or seen). At the same stoppage, the Referee should similarly advise the team reporting the slur.

In addition, it would be wise for the Referee to notify the Proper Authorities of the incident, as well.

→ Situation 18

A player of Team A reaches into the Timekeeper's bench and turns off the time clock. What penalty is assessed?

A game misconduct penalty shall be assessed. Rule References 601(e.3).

This would be considered physically interfering with an off-ice official in performing their duties.

→ Situation 19

While play is in progress or during a stoppage of play, a Team Official grabs an On-Ice Official to inquire about a situation. What penalty shall be assessed?

A game misconduct should be assessed. Rule Reference 601(e.3).

Unless the official deems the intent was to inflict physical harm – in which case a match penalty would be appropriate.

In many instances, the team official is attempting to grab the official's attention and does not intend to harm the official. In this scenario, the game misconduct penalty is proper.

→ Situation 20

A player on the penalty bench grabs or assaults the Timekeeper. What penalty is assessed?

A game misconduct or match penalty is assessed, depending on the severity of the offense. Rule References 601(e.3 and f.1).

If an assault occurs, the match penalty must be assessed. The same rule applies for all Officials, regardless of whether they are On-Ice or Off-Ice Officials.

→ Situation 21

If a player bites a Linesman who is attempting to break up an altercation, should the player be assessed a match penalty?

Yes. Rule Reference 601(f.1).

This action would potentially be deemed as a physical assault on an official.

→ Situation 22

The Referee hears a coach instructing his player to “get” an opponent, interpreted as intentionally fouling the opponent for purposes of intimidation or physical harm. May the Referee assess a Match penalty?

Yes. Rule Reference 601(f.2 and f.3).

This may be interpreted as threatening the opponent, even though there is no threat made directly to the opponent.

Note that this applies only if directed toward an opponent. There is no provision under this rule for a coach who threatens his own player.

In either case, a written report to the Proper Authorities is a must.

RULE 602 ATTEMPT TO INJURE/ DELIBERATE INJURY OF OPPONENTS

→ Situation 1

What penalty shall be assessed to a player who intentionally steps on an opponent?

A match penalty. Rule References 602(a) and 627(b).

Even though this infraction may not be considered to be kicking an opponent, the sole purpose of this action is to harm the opponent and must be considered a very serious and dangerous violation of the playing rules.

→ Situation 2

If a player “bites” an opponent during an altercation, should this be considered an attempt to injure and a match penalty assessed?

Yes. Rule References 602(a).

The only possible purpose of this action is to harm the opponent, so a match penalty must be assessed whether or not there is actual injury.

→ Situation 3

What penalty shall be assessed to a Coach who attempts to injure an opponent or Official?

A match penalty. Rule References 602(a) and 601(f.2).

This situation must be reported to the proper authorities.

RULE 603 BOARDING

→ Situation 1

Player A1 pushes teammate A2 into an opponent who is thrown against the boards violently enough to warrant a boarding penalty. Which Team A player is assessed the penalty?

A1. Rule Reference 603(a).

Even though A2 actually made contact with his opponent, A1 provided the force and should be penalized provided A2 did nothing to create additional force causing the opponent to be thrown into the boards.

➔ **Situation 2**

What degree of force is necessary in order to be considered to be “thrown” violently into the boards?

For USA Hockey youth games, the onus is on the player delivering the check to do so in a manner that does not place the opponent in danger. Rule Reference 603(a).

The purpose of a body check is to separate the opponent from the puck. Anytime a player delivers a check for the purpose of intimidating or punishing the opponent, and therefore causes the opponent to be driven excessively into the boards, a boarding penalty must be assessed.

The degree of force with the boards is certainly subject to discretion and a more practical question may be “was the check necessary and/or what was the vulnerability of the player being checked”? For example, a boarding penalty may be assessed when a player was not necessarily hit that hard, but was in a vulnerable position when unnecessarily hit with a degree of force that caused them to be thrown into the boards excessively.

In contrast, a penalty may not be warranted when a player is hit much harder, but his preparedness for the hit causes him to go only mildly into the boards.

USA Hockey is not eliminating a good, hard and clean check. However, players must be aware of the situation when delivering a check and then held accountable for taking “liberties” and therefore endangering an opponent.

➔ **Situation 3**

A player is skating behind an opponent as they head towards the end boards. At the bottom of end zone face-off circle, the trailing player trips the opponent and causes him to lose control and crash into the end boards. May a boarding penalty be called in this instance?

Yes. Rule Reference 603(a).

The boarding rule covers all potential illegal actions that causes an opponent to be thrown violently into the boards. Even though a tripping penalty may also be appropriate, the boarding call is preferred to draw attention to the more aggressive infraction.

RULE 604 BODY CHECKING/ NON-CHECKING CLASSIFICATIONS

→ Situation 1

A team who normally plays in a checking classification has scheduled a non-league game with a team who is in a non-checking age classification. Both coaches agree to play the game under the body checking rules. Should the officials allow the game to be played under checking rules?

No. Rule Reference 604(b).

Coaches do not have the authority to decide what rules they choose to play under on any given day and under no circumstances should a team registered in a non-checking age classification be allowed to play another USA Hockey team under the checking rules.

Unless provided contrary information from a USA Hockey Local Supervisor or Registrar, USA Hockey playing rules should be properly enforced in all USA Hockey sanctioned games.

→ Situation 2

What is the USA Hockey interpretation of body contact versus body checking? Is a penalty required every time body contact is made?

No. Rule Reference 604(c Note) and Glossary.

No check does not mean no contact and the non-check game can be very physical. The Glossary defines both Body Contact and Body Checking, as well as several other educational materials (including videos).

When determining whether a body check has occurred, the official must focus on whether the player is attempting to play the puck and whether there is any overt hip, shoulder or forearm action used to initiate contact and separate the opponent from the puck.

Legal body contact occurs when players are focused on the puck and are simply maintaining legally established body position. This most often occurs when two players are “battling” in front of the goal or along the boards. Legal body contact also commonly occurs when a player has established an angle on the opponent and closes the gap to create an opening that is too small for the puck carrier.

Officials must be well versed in understanding the spirit and intent of this rule so the proper application of the rule is enforced. Officials are expected to review all of the educational materials available on this subject on a regular basis. It is USA Hockey's intent to create a safe environment for players to be able to develop their skills – including body checking in age appropriate classifications – while being able to physically compete within the rules.

RULE 605 BROKEN STICK

→ Situation 1

What does the word “participate” mean in reference to a player who participates in play with a broken stick?

“Participate” shall mean playing or attempting to play the puck, body-checking or attempting to body-check an opponent, or continuing any action that directly affects the play. Rule Reference 605(a).

A player may carry a broken stick to his players' bench only if he is in the immediate vicinity of the bench, is completely out of the play and does so immediately upon breaking the stick.

→ Situation 2

A player has broken his stick, but is unaware of the fact that it is broken. What guidelines must be used when determining whether or not to assess a penalty?

A player is accountable for his actions, so the minor penalty shall be assessed if he participates in play in any manner. Rule Reference 605(a).

Even though the player may not immediately be aware of the broken stick, there is no provision of the rule that allows him to legally participate in play.

In some instances, it may be appropriate for the on-ice officials to verbally alert the player his stick has broken. However, this must be done for the purpose of avoiding a penalty and done with equal diligence by all officials and to both teams.

→ Situation 3

A player breaks his stick and immediately turns away from the play and skates to his players' bench, still carrying the broken stick. In skating to his bench with the broken stick, he makes no effort to participate in play nor is he involved in the play. Should the Referee assess the player a minor penalty for not dropping his stick immediately?

It depends on the player's proximity to the players' bench at the time he realizes that his stick is broken. Rule Reference 605(a).

The intent of the rule is to manage the safety of all of the players participating in the game – a broken stick can certainly be considered a safety hazard. A good rule of thumb is if the player is in the neutral zone (or close to the bench on the same side of the ice) and does not have to skate near or around any opposing player, this would be allowed and go unpenalized.

However, if the player has to go a great distance and/or in the proximity of opposing players, the stick should be dropped or a penalty assessed. This is a situation where it may be beneficial for the officials to verbally remind the player to drop the broken stick. Then, if he does not, the assessment of the penalty is warranted.

→ Situation 4

A player has his stick knocked from his hands while being body-checked. The stick is not broken, but the player elects to get a replacement stick at his players' bench. Is there a penalty to be assessed?

No. Rule Reference 605(b).

No rule has been violated as a player is allowed to receive a replacement stick from the bench provided it has not been thrown on the ice.

→ Situation 5

The goalkeeper breaks his stick and his teammate hands him a regular player's stick. May the goalkeeper legally play with this stick?

Yes. Rule References 605(b) and 301(b).

As long as the stick does not exceed the maximum measurements set forth for goalkeeper sticks, he can play with a "player's" stick.

→ Situation 6

A stick is thrown onto the ice from the players' bench to a player who has broken his stick. What penalty is imposed if the stick is picked up by any player?

A bench minor penalty is assessed to the team for throwing articles onto the ice. Rule References 605(b) and 601(b.3).

No penalty is assessed to the player receiving the stick under this rule as only one penalty should be assessed for the same infraction.

→ Situation 7

May a player on the ice carry two player's sticks, one which was obtained from the players' bench, so that he can give one to a teammate who has lost or broken his stick?

Yes. Rule References 605(b) and 301(e).

As long as the player does not participate in the play, he may carry a replacement stick to a teammate. Once he does participate in the play in any matter, however, he must be assessed a minor penalty for illegal equipment.

→ **Situation 8**

A player on the penalty bench hands a stick to a teammate whose stick has been broken. What penalty is imposed?

The offending player would be assessed a minor penalty for an equipment violation. Rule Reference 605(b).

A replacement stick can only be obtained from the player's bench or from a teammate on the ice. Since the stick was obtained from the penalty bench, it was obtained illegally and the player must be penalized.

No penalty is assessed to the player who handed the stick to the teammate, unless he threw the stick onto the ice, in which case the bench minor penalty to the team outlined in the previous situation is assessed.

→ **Situation 9**

A player of Team A breaks his stick and takes a replacement stick offered him by a Team B player serving a penalty on the penalty bench. What penalties, if any, are assessed?

The offending player would be assessed a minor penalty for an equipment violation. Rule Reference 605(b).

No penalty is assessed to the player who handed the stick to the teammate, unless he threw the stick onto the ice, in which case the bench minor penalty to his team is assessed while the player receiving the stick is assessed the minor penalty for an equipment violations.

→ **Situation 10**

The puck goes to a player who is carrying a replacement stick to his goalkeeper. Is it permissible for the player to drop the goalkeeper's stick and play the puck?

Yes. Rule Reference 605(b) and 301(e).

No infraction of the rules has occurred provided he does not throw the goalkeeper's stick in any manner, either at the puck or another player.

➔ **Situation 11**

The goalkeeper breaks his stick. A player of the same team obtains a goalkeeper's stick at the players' bench and, in the act of taking the stick to the goalkeeper, he slides it along the ice to the goalkeeper. Is this action considered to be legal?

Yes. Rule References 605(b), 625(a.7) and 637(a).

No penalty would be imposed unless the stick was thrown in the direction of the puck (Rule 637) or does so for the purpose of distracting an opponent (Rule 625).

➔ **Situation 12**

Is there a limit to the number of times that sticks can be passed from player to player on the ice, when one player is participating without a stick?

No. Rule References 605(b) and 301(e).

There is no penalty to be assessed as long as any replacement stick is received legally from the players' bench and no player participates in the play with more than one stick at a time.

RULE 606 BUTT-ENDING

➔ **Situation 1**

Under what circumstances should the Referee impose a major and a game misconduct penalty for butt-ending when there is no contact made?

The butt-ending rule applies whether or not actual contact is made. Rule Reference 606(a).

"Attempt to butt-end" includes instances where contact was attempted or when only the gesture occurred with no real opportunity for actual contact because of the distance between the opponents.

RULE 607 CHARGING**→ Situation 1**

A player leaves his feet and jumps at the last second to deliver a body check. Would this be considered charging?

Yes. Rule Reference 607(a).

Anytime a player jumps in the process of delivering a body check, a charging penalty must be called, even if the contact is still made by the trunk of the body to the trunk of the opponent. The jumping motion provides additional force that is not necessary to deliver a legal body check.

→ Situation 2

A player comes off the bench on a legal line change and sees an opponent skating up the ice with his head down. The player skates across the ice at full speed to deliver a hard body check that punished the player with the puck. Does this qualify as charging?

Yes. Rule Reference 607(a).

Even though the rule is specific to taking more than two fast strides for charging to be called, in some instances distance travelled with full strides could qualify as charging, as well. The key is that the player travelled a great distance at full speed for the purpose of punishing the opponent and not simply making a good defensive hockey play that separates the opponent from the puck.

→ Situation 3

A player delivers a check without taking the two fast strides, but instead accelerates through the check and delivers just as much force as if he had taken two fast strides. Could this be considered charging?

Yes. Rule Reference 607(a).

By accelerating through the check and maximizing the force used, the player is no longer simply separating the opponent from the puck and instead is attempting to intimidate or punish the opponent. Under the Body Checking Standard of Play, this must be penalized under the charging rule.

→ Situation 4

What guidelines should the Referee use when determining whether to assess a minor or major penalty for charging a goalkeeper while in his crease or privileged area?

Several factors may come into play when making this determination. Rule Reference 607(b).

The degree of force used to deliver the check and also the intent of the attacking player must be taken into consideration. If the attacking player is going hard to the goal and then makes an honest attempt to avoid the goalkeeper once it is realized contact is unavoidable, a minor penalty is deemed appropriate.

In the case where a defending player has forced the attacking player into his own goalkeeper, no penalty should be assessed provided the attacking player has clearly made every attempt to avoid the contact with the goalkeeper.

However, if the player makes no attempt to avoid the goalkeeper and takes advantage of the opportunity to intimidate or punish by accelerating through the contact, or by extending the arms or dropping the shoulder to deliver the hit, the major penalty would be the proper call.

This is, of course, unless the Referee has not deemed the action to be a deliberate attempt to injure, in which case a match penalty shall be assessed.

→ Situation 5

What guidelines should an official use when assessing a penalty to a player making contact with the goalkeeper while outside of the privileged area?

Although a goalkeeper can be legally checked when outside the privileged area, he is not considered to be “fair game.” Rule Reference 607(d).

A penalty should be assessed in every instance where unnecessary or avoidable contact is made with the goalkeeper – even when outside the privileged area.

When the goalkeeper has possession of the puck, the attacking player is permitted deliver a check aimed at separating him from the puck. However, any check delivered with the intent to intimidate or punish the goalkeeper should be penalized as charging.

When the goalkeeper is no longer in possession and control of the puck, any avoidable contact (meaning the attacking player has sufficient time to avoid the contact) must also be penalized under this rule.

RULE 608 CHECKING FROM BEHIND

→ Situation 1

What criteria should be used when determining whether to assess a minor and a misconduct penalty, a major and game misconduct penalty or a match penalty for Checking from Behind?

The minor plus misconduct penalty must be assessed in the following situations:

- (1) A player, in an attempt to catch an opponent who is skating ahead of him and not near the boards, pushes the opponent from behind, causing him to fall to the ice.
- (2) A player makes minimal body contact from behind to an opponent who is in close proximity to him, and board contact is made. This check should be called as a minor and a misconduct as the result of this “pinch” against the boards from behind.

The major plus a game misconduct penalty, or match penalty, must be called in the following instances:

- (1) In every instance where a player forcefully checks an opponent who is standing along the boards (back toward the middle of the ice).
- (2) In every instance where a player is thrust head first into the boards or goal frame.
- (3) In every instance where injury results from a check from behind, regardless of whether or not board contact is made.

A match penalty must be assessed in all instances when a player clearly checks an opponent from behind with excessive force while the opponent is in a vulnerable position.

Rule Reference 608.

Checking from behind is senseless and extremely dangerous. On-Ice Officials must be sensitive to all checks from behind that occur within the “danger zone,” which is the area approximately ten feet out from the boards. Players who are checked from behind in this area and who then crash into the boards may be at high risk of receiving a serious and possibly life altering injury.

RULE 609 CROSS-CHECKING

→ Situation 1

A player checks an opponent with two hands on the stick and the blade of the stick on the ice. May this be considered crosschecking?

No. Rule Reference 609(a).

A cross-check is a check delivered with the stick while the player has two hands on the stick and the blade off the ice.

→ Situation 2

Two players are battling in front of the goal and competing for body position. The defensive player uses the stick – with no extension of the arms – to “steer” the attacking player in a desired direction. May this be considered cross-checking?

No. Rule Reference 609(a).

Even though two hands are on the stick and the blade may be off the ice, the fact that the arms have not been extended and no check is being delivered means that cross-checking has not occurred. Of course, if a competitive advantage is gained and there is no puck in the area, an interference penalty may apply.

RULE 610 DELAYING THE GAME**→ Situation 1**

The puck is trapped between two players along the boards. One or both players are making no effort to play the puck, and instead are waiting for a stoppage of play. What are the options for the Referee?

The Referee may allow play to continue or stop play and assess delay of game penalty(s). Rule References 610(a) and 632(a).

The only time play should be stopped for a puck frozen along the boards is if a player falls on the puck, is knocked down on the puck, or there is a player ready to deliver a check to vulnerable players along the boards.

In other instances, the Referee should verbalize to the players to move the puck and no stoppage occurs. If it becomes necessary for the Referee to stop play because one or both players are making no effort to keep the puck moving, minor penalties for delay of game must be assessed to the player(s) most responsible for causing the stoppage.

→ Situation 2

The puck is shot down the ice in the direction of the goal with an attacking player chasing it. The goalkeeper comes out of his crease to play the puck with his stick and waits until the attacking player is close enough to freeze the puck. Is this delay of game?

Yes. Rule Reference 610(b).

The goalkeeper has an obligation to play the puck with his stick when provided the opportunity to do so. This action is not for the purpose of preventing a goal, but instead is a deliberate action to cause a stoppage of play and must be penalized.

→ Situation 3

Should the Referee permit a team to begin play with fewer players than it is entitled to have on the ice, when it has other available players on the bench who may play?

No. Rule References 610(h) and 629(e).

In most cases where there is not a valid reason due to injury or penalty, the team may try to set up a “sleeper” play, hoping for a “breakaway.” The Referee and Linesman should check for the proper number of players on the ice before each face-off. The Referee may assess a bench minor penalty (after a warning) on a team refusing to comply.

→ Situation 4

Team A shoots the puck on goal. The shot hits the goalkeeper in the chest and rebounds into the air. The goalkeeper then bats the puck out of the air and out of the rink. The puck did not touch any other player or object before leaving the arena. Should the Referee assess a minor penalty for Delay of Game?

No. Rule Reference 610(c).

Even though the puck did not hit any person or object before leaving the rink, the goalkeeper did not have possession and control of the puck prior to the puck being batted out of the playing area. Had the goalkeeper caught the puck first, thereby gaining possession and control, and then batted the puck directly out of the playing area, a minor penalty for delay of game would be required.

→ Situation 5

When a goal post has been displaced intentionally, does the Referee or Linesman stop the play?

Any of the On-Ice Officials may stop play, but only the Referee may assess the penalty. Rule Reference 610(e).

Regardless of the intent of the player, the play must be stopped immediately if the goal post is displaced.

→ Situation 6

With both goalkeepers in goal, when should the Referee award a goal for deliberately displacing the goal?

There are three conditions that must be met. They are:

- (1) There was not enough time for the Referee to stop play for a displaced goal before the shot was taken,
- (2) The goal must be deliberately displaced by a defending team player or goalkeeper. And
- (3) The puck would have undoubtedly entered the goal had the goal not been displaced.

Rule Reference 610(e).

This situation generally occurs during a scramble in front of the goal when the defending goalkeeper is out of position with an attacking player in the process of shooting the puck into the open net. This is usually a last ditch effort by the defending team to prevent the goal from being scored. If, in the judgment of the Referee, the attacking team would have scored had the goal not been displaced, a goal must be awarded.

→ Situation 7

Immediately after a goal has been scored, the entire scoring team leaves the players' bench to congratulate the player who scored. Should a penalty be given for delaying the game?

No, provided there is no unusual delay. Rule Reference 610(e).

This action, if kept to a minimum amount of time, is in keeping with the guidelines of sportsmanship in amateur hockey.

However, this action should be reserved for more important goals and is not an every goal occurrence. If an unusual delay occurs, the Referee shall warn the offending team and issue a bench minor penalty for delay of game for any subsequent violation.

→ Situation 8

Play is stopped because of an injured player. As soon as the whistle blows, the player gets up and skates away, obviously faking the injury to obtain a stoppage of play. May the Referee call a minor penalty for delaying the game?

Yes. Rule References 610(e) and 206(a).

The Referee must assess a bench minor penalty if a player deliberately delays the game by faking an injury.

→ Situation 9

An attacking player shoots the puck so that it rebounds off the end boards onto the back of the defending team's goal. The goalkeeper covers the puck with his stick, thereby preventing any player from playing the puck off the netting. What should the Referee do?

Stop play and assess a minor penalty to the goalkeeper for delay of game. Rule References 610(g) and 631(b).

Since the goalkeeper caused the stoppage of play, the resulting face-off would take place at the nearest end zone face-off spot.

RULE 611 ELBOWING**→ Situation 1**

What criteria should be used when determining whether to assess a minor penalty or a major penalty for Elbowing?

An elbowing penalty should be assessed anytime a player delivers a check with the elbow extended or uses the elbow as a means to create separation with the opponent. Rule Reference 611(a & b).

The difference between the minor or major penalty is the degree of force used and the intent of the contact. The minor penalty is assessed in cases where a player may inadvertently swing the elbow to create space (with or without actual contact with the opponent) and makes contact below the head of the opponent or delivers a check with the elbow partially extended from the body to initiate contact.

The major penalty should be assessed in all instances when the elbow is used to initiate contact with excessive force and/or to intimidate or punish the opponent. As with the other infractions, a major plus game misconduct penalty must be assessed in cases where an injury results.

RULE 612 FACE-OFF LOCATIONS

→ Situation 1

Simultaneously, player A1 is assessed a double minor penalty and player B1 is assessed a single minor penalty. The stoppage of play occurred in the Attacking Zone of Team A. Where is the ensuing face-off?

Where the stoppage of play occurred, within face-off location rules. Rule Reference 612(b).

Regardless of the number or duration of penalties assessed to players of opposite teams, the face-off shall always be conducted where the stoppage occurred in this situation.

→ Situation 2

The Referee stops play and assesses minor penalties that occur simultaneously on one player of each team. If the stoppage takes place in the Attacking Zone of Team A, where is the ensuing face-off?

At the spot where the puck was last played, within face-off location rules. Rule Reference 612(b).

Because both infractions occurred during the play and were committed by both teams, a last play face-off occurs.

→ Situation 3

During play, Team A prematurely pulls its goalkeeper while Team B is in possession of the puck in its Defending Zone. The Linesman correctly delays the assessment of this “premature substitution” infraction. With Team B in possession of the puck, a Team B player high sticks the puck and play is stopped because no player on either team may legally play the puck. Where is the ensuing face-off?

At the nearest Neutral Zone face-off spot to where the puck was last played. Rule Reference 612(b).

Because each team has committed an infraction of the rules, no player may legally play the puck and a last play face-off occurs.

➔ **Situation 4**

Where is the face-off when the puck strikes an Official and goes out of the playing area?

At the nearest point to where the puck was last played, along the imaginary lines on each side connecting the face off spots. Rule References 612(b) and 631(a).

It makes no difference from where the puck is shot or in which zone the Official is located.

➔ **Situation 5**

Team A commits an infraction in its Defending Zone. Before play can be stopped, the puck enters the Attacking Zone of Team A. When play is stopped in Team A's Attacking Zone, where is the ensuing face-off?

At the nearest Neutral Zone face-off spot. Rule References 612(c) and 409(a).

Any time a stoppage occurs as a result of the actions by the attacking team, the face-off cannot take place in the Attacking Zone.

➔ **Situation 6**

A face-off is about to be conducted in the Attacking Zone of Team A. Before the puck is dropped, a player of Team A receives a minor, major or any other penalty. Where is the ensuing face-off?

At the nearest Neutral Zone face-off spot. Rule References 612(c) and 409(a).

Whenever an infringement of a rule has been committed by a member of the attacking team in the Attacking Zone, the ensuing face-off shall be taken to the nearest Neutral Zone face-off spot.

→ Situation 7

A Team A player commits a penalty infraction while Team B has possession of the puck in Team B's Defending Zone. During the delayed calling of the penalty, Team B advances the puck into its Attacking Zone whereupon a Team B player commits a penalty infraction. Play is stopped immediately and both penalties are assessed. Where is the ensuing face-off?

At the nearest Neutral Zone face-off spot. Rule References 612(c) and 409(a).

The two infractions did not occur at the same time even though they will be recorded as such, and the reason play was stopped was because of the infraction committed by an attacking player in his Attacking Zone.

→ Situation 8

During the second period, a player in his defending zone attempts to pass the puck to a teammate in the neutral zone. The puck strikes the glove of an opponent who, while seated on his players' bench, has a glove resting on top of the boards inside the blue line. Where is the ensuing face-off?

At the nearest Neutral Zone face-off spot. Rule Reference 612(c).

The stoppage was caused by an attacking player on the bench. If the Referee had deemed the action to be deliberate, he may assess a minor penalty for interference.

→ Situation 9

If an attacking player commits an infraction of the rules in his Attacking Zone after there has been a previous stoppage of play in that zone by a defending player (non-penalty), where is the face-off?

At the nearest Neutral Zone face-off spot. Rule Reference 612(c).

It makes no difference what penalty is assessed or if it has occurred before or after a stoppage of play. The infraction by the attacking player causes the face-off to take place at the nearest Neutral Zone faceoff spot.

→ Situation 10 (14 & Under Age Classifications and Older Only)

The puck is shot into Team A's Attacking Zone with player A3 just inside the blue line. While the Linesman is correctly signaling a delayed off-side infraction on Team A, player B6 gains possession and control of the puck and attempts to move the puck out of the zone. During this attempt player B8 commits a minor penalty infraction. The Referee immediately stops play. Where is the ensuing face-off?

At the nearest Neutral Zone face-off spot. Rule References 612(c) and 630(d).

Even though the minor penalty infraction to Team B caused the stoppage of play, there was still a delayed off-side infraction on Team A. Because the delayed off-side was not nullified, the face-off must be conducted at the nearest Neutral Zone face-off spot.

→ Situation 11

The Referee has signaled a penalty against the attacking team. The defending team shoots the puck on the back of its own goal. Where does the face-off take place?

At the nearest Neutral Zone face-off spot. Rule Reference 612(c).

Regardless of the fact that the defending team caused the stoppage, the face-off must still be held in the Neutral Zone because of the penalty infraction to the attacking team.

→ Situation 12

A stoppage of play in the Defending Zone was caused by a defending player and the Official assessed the defending team a penalty. Subsequently, during the same stoppage of play, an attacking player is assessed a penalty. Where is the ensuing face-off?

At the nearest Neutral Zone face-off spot. Rule Reference 612(c).

This penalty situation shall not be considered to be a simultaneous penalty situation for the purpose of establishing a last play face-off. The penalty by the attacking player causes the face-off to occur at the nearest Neutral Zone face-off spot.

→ Situation 13

During play the Referee signals a delayed penalty on a Team A player in his Defending Zone. During the delayed whistle a Team B player plays the puck with a high stick. The Referee stops play due to this “high sticking” violation. The Referee then properly assesses the penalty to the Team A player. Where is the ensuing face-off?

At a Neutral Zone face-off spot near the Defending Zone of Team B, which caused the stoppage of play by high sticking the puck. Rule Reference 612(c) and 621(c).

Regardless of the fact that the penalty infraction was committed by a defending player in his Defending Zone, the ensuing face-off cannot take place in the Attacking Zone of a team that has just committed an infringement of a rule. This is the same face-off location as if Team B had iced the puck.

→ Situation 14

A player of the attacking team is assessed a penalty in his Attacking Zone, thereby forcing the face-off to the Neutral Zone. However, before play resumes a player of the defending team commits a foul and is assessed a penalty. Where is the ensuing face-off?

At the same Neutral Zone face-off spot. Rule Reference 612(c).

The penalty to the defending team took place with the face-off location established in the Neutral Zone.

→ Situation 15

As the whistle blows to stop play deep in the end zone of Team B, Team A has four players beyond the top of the face-off circles. Two opposing players start to push each other and this action is followed by a gathering of players. Is Team A responsible to have one of its players, already deep in the zone, move back out beyond the top of the face-off circle in order to avoid losing the face-off in the Attacking Zone?

No. Rule Reference 612(d).

Any players already beyond the tops of the face-off circles at the time of the whistle are permitted to stay there.

→ Situation 16

Where is the ensuing face-off if the puck goes off a Linesman in the Neutral Zone and directly into an unattended goal?

At the nearest end zone face-off spot of the goal it entered. Rule References 612(f) and 617(c.3).

Any time the puck enters the goal after being deflected directly into the goal by an Official, the face-off shall take place at the nearest end zone face-off spot.

RULE 613 FACE-OFF PROCEDURES**→ Situation 1**

Which team's center must place the stick first on the ice for any face-off conducted at the center ice face-off spot?

The visiting team's center must place the stick on the ice first. Rule Reference 613(a).

In all face-offs not conducted along the center red line, the attacking team's center must be the first to place the stick on the ice.

→ Situation 2

Is a center who is facing-off required to have the entire blade of the stick on the ice?

No. Rule Reference 613(a).

As long as any part of the blade touches the ice in the proper place, the player shall be considered ready for the face-off.

→ Situation 3

Because of physical size, an 8 & under player is unable to place his skates and stick within the prescribed areas at an end zone face-off spot and maintain balance. How should the player be required to line up?

Stick in contact with the ice with his shoulders perpendicular to the side boards. Rule Reference 613(a).

This may require the player's skates to be in front of the "L" lines parallel to the end boards, and possibly between the "L" lines parallel to the side boards. This should be permitted, and the "L" lines would be used as guides to ensure that the player is squared up properly.

➔ **Situation 4**

The Linesman drops the puck and before it hits the ice, one of the centers hits the puck out of the air with the blade of his stick. Should the Linesman allow the play to continue?

Yes. Rule Reference 613(a).

As long as the player made a legal attempt to gain possession of the puck, the play shall be allowed to continue. If the Linesman had dropped the puck and it accidentally hit the stick or glove of either player facing-off, play must be immediately stopped and a new face-off conducted.

➔ **Situation 5**

Can a goalkeeper participate in a face-off?

No. Rule References 613(a), 301(b) and 303.

The rules do not permit a goalkeeper to take a face-off because of the measurement restrictions on his stick and protective equipment.

➔ **Situation 6**

A Linesman is set to drop the puck which is accidentally knocked out of his hand by a player taking the face-off. What procedure does the Linesman follow?

The Linesman conducting the face-off stops play immediately. Rule References 613(a) and 503(c).

If the Linesman feels the action was deliberate, a misconduct or game misconduct penalty should be assessed to the offending player.

If deemed to be an accident, the offending player is removed from the face-off.

→ Situation 7

Should a Linesman allow a player not taking the face-off to be in motion, and not in a stationary position?

Yes. Rule Reference 613(b).

A player not taking the face-off may be moving, provided he is outside the circle and on-side.

→ Situation 8

May a player have his stick between the hash marks that are meant to separate him from his opponent during a face-off?

No. Rule Reference 613(b).

Both players must be completely behind their respective hash marks. This includes all sticks and all skates.

→ Situation 9

Immediately following a stoppage of play, the home team makes a player (one to five players) “line change,” following which the visiting team also makes a player change. The Coach of the home team then decides that he wants to put different player(s) on the ice to counter the change made by the visiting team. Should the Referee permit the home team to make this “last change?”

No. Rule References 613(b) and 204(a).

The home team may elect to wait until the visiting team has changed lines before making its own change of players, therefore giving the home team the “last change” privilege. But, if the home team makes a decision to change any number of players on the ice and does so before the visiting team has had a reasonable amount of time to make a change, no further line change may be made by the home team.

Once both teams are lined up and ready for a face-off, neither team shall be permitted to change players other than as provided in Rule 613, Face-Off Procedures.

→ Situation 10

In the process of conducting an end zone face-off, who has the responsibility to watch players positioned behind the Linesman conducting the face-off?

The back Linesman is responsible for watching for encroachment of the players behind. Rule References 613(b) and 503(c).

For the first offense, the back Linesman will blow his whistle and signal to his partner which center(s) shall be removed. For a second violation by the same team during the same face-off, the back Linesman shall blow the whistle and signal to the Referee which player shall be penalized.

The Referee should only involve himself if encroachment is an ongoing problem and his presence will assist in lining the players up properly.

→ Situation 11

In the process of conducting an end zone face-off, who has the responsibility to watch players positioned in front of the Linesman conducting the face-off?

The Linesman conducting the face-off is responsible. Rule References 613(b) and 503(c).

For the first offense, the Linesman will blow his whistle and signal which center(s) shall be removed. For a second violation by the same team during the same face-off, the Linesman shall blow the whistle and signal to the Referee which player shall be penalized.

The Referee should only involve himself if encroachment is an ongoing problem and his presence will assist in lining the players up properly.

→ Situation 12

A player taking a face-off who is on-side, is deliberately delaying getting set for the face-off. Should the Official conducting the face-off, after a minimum of five seconds have elapsed, drop the puck with only one player ready?

Yes. Rule Reference 613(c).

However, the Official must manage the face-off with proper mechanics and communication in order to minimize this occurrence. The onus is on the player to be ready for the face-off in a timely manner and follow the instructions of the Official.

→ **Situation 13**

A false face-off occurs. After the whistle, if either team attempts to change lines, should the Referee permit this change?

No. Rule References 613(c) and 610(h).

The Referee must order all players attempting to change back to the players' bench. If there is any delay involved in getting the original line-up back on the ice, the Referee may assess a minor penalty for delaying the game, in which case substitutions shall be permitted.

RULE 614 FALLING ON PUCK

→ **Situation 1**

The puck is outside the goal crease. A defending player slides and covers the puck with his hand. His momentum, however, carries him into the goal crease with the puck and he is in the crease when play is stopped. Should a penalty shot be awarded?

No. The Referee must assess a minor penalty. Rule References 614(a & b).

The location of the puck at the instant it is covered or held is the determining factor as to whether or not a penalty shot is to be awarded. In this case the infraction occurred outside of the crease area.

→ **Situation 2**

The goalkeeper has been removed and another player substituted. When play reverses, a player takes up position in the goal crease. What happens if he is lying on the ice in the goal crease and the puck is shot under him, remains there and a stoppage results?

No penalty shall be assessed. Rule References 614(a. Note) and 614(b).

No penalty is assessed provided there was no deliberate action by the player to cover the puck and the puck simply ends up beneath him.

However, if the player makes any action to cover the puck by gathering it into his body, the penalty shot or awarded goal situation would apply.

→ **Situation 3**

The goalkeeper has been removed and another player substituted. When play reverses, a player takes up position in the goal crease. What happens if, while standing in the goal crease, he catches the puck, holds it or gathers it into his body?

Either a penalty shot or awarded goal. Rule Reference 614(b).

A penalty shot is awarded unless the action of the player prevented an obvious and imminent goal – in which case the goal is awarded.

In this situation, if the puck is caught and dropped to the ice immediately, no penalty shall be assessed as no stoppage of play has been caused (Rule 618(a)).

→ **Situation 4**

The puck is in the goal crease. A defending player, lying on the ice outside of the crease, places his hand on the puck and pulls it out of the crease and into his body, thereby causing a stoppage of play. Does this situation call for a penalty shot?

Yes. Rule References 614(b).

The location of the puck at the instant it is covered or held is the determining factor as to whether or not a penalty shot is to be awarded. If the player bats the puck out of the crease and into his body, only a minor penalty would be assessed to the player so doing.

→ Situation 5

The Referee has signaled a penalty on player A1. The puck goes behind the Team A goal line and the Team A goalkeeper falls on the puck behind the goal line with his body entirely outside of the goal crease. Should he receive a penalty?

No. Rule References 614(c.1) and 409(a Note).

The Referee will stop play to assess A1's penalty as soon as Team A gains possession and control of the puck. The goalkeeper is allowed to hold the puck for three seconds before being assessed a penalty. In this situation no penalty would be assessed to the goalkeeper since possession and control will occur before three seconds have elapsed.

→ Situation 6

A goalkeeper leaves his crease and rushes forward to a loose puck inside his privileged area, in an attempt to beat a lone attacker who is also skating toward the puck. If the goalkeeper reaches the puck first and falls on it, causing a stoppage of play, should the Referee assess a minor penalty for Delaying the Game?

Yes. Rule Reference 614(c).

The goalkeeper has an obligation to play the puck with his stick, just like any other player. This action would not be considered to be within the "act of playing goal."

→ Situation 7

A goalkeeper in his goal crease dives on a puck that is outside of the goal crease, but his momentum carries him out of the goal crease. Should the Referee assess a minor penalty for Delaying the Game?

No. Rule Reference 614(c).

As long as some part of the goalkeeper's body is in contact with the goal crease when initial contact with the puck is made, this is considered to be a legal play.

→ Situation 8

A goalkeeper skates out of the goal crease to cut down the angle on a shooter. Immediately following the shot, the goalkeeper catches the puck in the air and holds it to obtain a stoppage of play. Should the Referee assess a minor penalty for Delaying the Game?

No. Rule Reference 614(c).

This action by the goalkeeper may be considered to be done “in the act of playing goal” and should not be penalized. If the goalkeeper had sufficient time to drop the puck and play it with no attacking players in his immediate vicinity, however, a minor penalty shall be assessed.

→ Situation 9

A goalkeeper skates out of the goal crease to cut down the angle on a shooter. Following the shot, the goalkeeper catches the puck in the air and drops it to the ice. He then decides to hold it against the boards, net, ice or his body to obtain a stoppage of play. Should the Referee assess a minor penalty for Delaying the Game?

Yes. Rule Reference 614(c).

This action by the goalkeeper is not considered to be done “in the act of playing goal” and should be penalized. If the goalkeeper had sufficient time to drop the puck to the ice he must be forced to play it.

→ Situation 10

A goalkeeper skates out of the goal crease to challenge a shooter. He stops the puck between his pads and holds the pads together until the Referee stops the play. Should the Referee assess a minor penalty for Delaying the Game?

No. Rule Reference 614(c).

This action by the goalkeeper is considered to be done “in the act of playing goal” and should not be penalized. If the goalkeeper had sufficient time to drop the puck and play it with no attacking players in his immediate vicinity, however, a minor penalty shall be assessed in the normal manner.

→ Situation 11

A goalkeeper outside of the goal crease stops a puck that is shot from the point. He does not control the rebound and the puck bounces about three feet away. The goalkeeper then dives on the puck, causing a stoppage of play. Should the Referee assess a minor penalty for Delaying the Game?

No, if the attacking team is in a position to pressure the goalkeeper. Yes, if the goalkeeper is not being pressured and has an opportunity to play the puck with his stick. Rule Reference 614(c).

This action by the goalkeeper may be considered to be done “in the act of playing goal” and should not be penalized, providing the attacking team is in a position to apply pressure on the goalkeeper.

→ Situation 12

A goalkeeper who is completely outside of the goal crease and lying prone on the ice reaches out to cover the puck and gather it into his body. Should the Referee assess a minor penalty for Delaying the Game?

No, if the puck is within his privileged area in front of the goal line. Rule Reference 614(c).

This action by the goalkeeper may be considered to be done “in the act of playing goal” and should not be penalized.

However, in this situation if the puck is behind the goal line or outside of the privileged area, a minor penalty for Delaying the Game must be assessed.

→ Situation 13

A goalkeeper who is completely outside of the goal crease and lying prone on the ice has the puck shot into his body or equipment. A stoppage of play ensues. Should the Referee assess a minor penalty for Delaying the Game?

No. Rule Reference 614(c).

This action by the goalkeeper was not done in a deliberate manner as the puck was shot into him while he was already in that position.

RULE 615 FIGHTING**→ Situation 1**

Can a major penalty for roughing be assessed in order to avoid the automatic game misconduct penalty required when a fighting major penalty is assessed?

No. Rule References 615(a) and 640(a).

The Referee has a great variety of penalties to call to differentiate various degrees of participation in an altercation. However, a major penalty for roughing can only be assessed for body checking an opponent after the whistle has blown, for a late avoidable body check or body checking in a non-checking classification.

The Referee should not attempt to manipulate the rulebook. A game misconduct was added to the fighting major penalty for a specific reason and has been in effect for many years now. Regardless of a Referee's personal opinion about a rule, he is expected to apply the rules within their spirit and intent.

Failure to do so results in the compromised integrity of the game and a loss of credibility for the officials.

→ Situation 2

A player becomes involved in several altercations during the same stoppage of play. Can he be assessed more than one game misconduct penalty?

Yes. Rule Reference 615.

Provided the player has violated different sections of the rule that calls for the assessment of a game misconduct penalty, multiple game misconducts should be assessed.

The player would also be subject to Supplementary Discipline based on the game report filed by the officials.

→ Situation 3

The Linesman is trying to stop a fight between two players, but before he can break it up, one player bites the other on the finger. Should the Referee assess both the match penalty (Attempt to Injure) and major plus game misconduct for fighting to the offending player?

Yes. Rule References 615(a) and 602(a).

Both serious infractions must be assessed. A general rule during an altercation is to only assess the more severe infractions, but this applies when the lesser infractions are minor in nature (i.e. holding). However, in every instance where serious injury potential actions are committed, the appropriate penalties must be assessed for each.

→ Situation 4

A player becomes involved in a fight and is subsequently assessed a major and a game misconduct penalty for his involvement. He leaves the ice surface and proceeds to the dressing room. Later in the same game another fight occurs and the player who had previously been ejected returns to the ice surface to enter into the fight. What penalty should be assessed to that player for re-entering the game?

A game misconduct or match penalty shall be assessed, depending on the circumstances. Rule References 615(a & b), 601(d.2 & f.2).

Had play resumed prior to the player re-entering the ice surface, a match penalty shall be assessed. Conversely, if play had not resumed and the player re-entered the ice surface after being escorted off the ice and the door being closed behind him, an additional game misconduct penalty shall be assessed.

→ Situation 5

May a fighting penalty be called on a player who, with his gloves on, punches an opponent?

Yes. Rule Reference 615(a) and Glossary.

Fighting may be called even though the gloves are still on the players' hands.

→ Situation 6

Two players on the same team become involved in a fight with each other during a game. What penalties, if any, shall be assessed?

If the fight occurs on the ice, both players shall be assessed a game misconduct penalty and the offending team shall be assessed a bench minor penalty for Delaying the Game. If the fight occurs off the ice, both players shall be assessed a game misconduct penalty. Rule References 615(a & b) and 610(h).

It is not feasible to assess the two players each a major and a game misconduct penalty, because the team would have to play short-handed by two players for five minutes. Likewise, a “first to intervene” penalty would not apply to a player on the same team who attempts to break up the fight.

→ Situation 7

During the course of an altercation, a player involved elbows the opposing combatant. Should the Referee assess the minor penalty for Elbowing in addition to the major and game misconduct for fighting?

No. Rule References 615(a).

If during the course of the fight one player held or elbowed the other, a penalty for holding or elbowing should not be added to the penalty for fighting.

However, should the holding or elbowing be the infraction that precipitated the fight, one offense leading to the other, then both offenses must be penalized.

→ Situation 8

What penalty or penalties are imposed upon a Coach who becomes involved in a fight with a player on the ice?

A match penalty. Rule References 615(a) and 601(f.2).

→ Situation 9

During a stoppage of play, two players look at each other and decide to fight. Prior to engaging in the fight, both players remove their helmets and start throwing punches. What penalties are assessed?

A match penalty for removing their helmet plus a major plus game misconduct for fighting to each player. Rule Reference 615(a & c).

A match penalty must be assessed to any player who deliberately removes his, or opponent's, helmet prior to or during an altercation.

Naturally, the Linesmen should also make every effort to separate the players prior to the altercation in order to avoid this dangerous situation.

→ Situation 10

A goalkeeper leaves the vicinity of his goal crease and is the first player to intervene in an altercation. What penalties must be assessed?

A minor penalty for leaving the crease, plus a game misconduct for being the first to intervene in an altercation, plus any other penalty he may receive. Rule References 615(a, d & e).

→ Situation 11

Do the On-Ice Officials have a responsibility to intervene into an altercation that occurs off the playing surface?

Unless the altercation occurs on or near the playing surface (including the players' and penalty benches), the On-Ice Officials do not have a responsibility to intervene. Rule Reference 615(b).

When an altercation occurs in the walkway that leads to the dressing rooms or in a similar area, the Officials must observe the incident from the ice, if possible, but are not to intervene. Intervention by the Officials in an off-ice environment provides too much of an opportunity for the Officials to become involved with the spectators, coaches, etc.

→ Situation 12

Opposing players are involved in an altercation and their helmet(s) come off during the altercation. It cannot be determined how the player's helmets came off. Does this constitute a rule violation?

Yes. Rule Reference 615(c).

All players are responsible for properly wearing their helmet and facemask at all times. If a player participates in an altercation without their helmet properly worn then they should be assessed a game misconduct penalty along with any other penalties they may have incurred as a result of the altercation.

→ Situation 13

Two players are involved in an altercation and during the altercation one player reaches over and deliberately removes the helmet/facemask of the opponent. What penalty is assessed?

A match penalty. Rule Reference 615(c).

A match penalty must be assessed to any player who deliberately removes his, or opponent's, helmet prior to or during an altercation.

The Linesmen should be prepared to step in and separate the players as soon as any helmet/facemask has been removed in order to protect the players from serious injury.

→ Situation 14

What constitutes an altercation?

Any physical interaction between two or more opposing players where at least one penalty assessed. Rule Reference 615(c, d & e) and Glossary.

The Referee has wide latitude in determining penalties to be assessed during an altercation. If the Referee has deemed the physical interaction has escalated to the point where penalties are assessed, those rules that pertain to behavior during an altercation must kick in and those penalties assessed appropriately.

→ Situation 15

Can there be more than one “first to intervene” during the same altercation?

Yes, only in the instance in which players of opposing teams enter the altercation at exactly the same time. Rule Reference 615(d).

The game misconduct penalty(s) shall apply only to the “first” player to intervene in an altercation then in progress.

→ Situation 16

What would happen to a player who is the first to intervene in any altercation which is separate from the original altercation then in progress?

A game misconduct penalty shall be assessed. Rule Reference 615(d).

The game misconduct penalty shall apply to only the first player to intervene in an altercation. Thus, if there are two separate altercations occurring during the same stoppage, and a different player is the first to intervene in any altercation, they shall both be penalized under this rule.

→ Situation 17

A player is the first to enter an altercation, acting only as a peacemaker. Shall he be subject to the rules that govern the first to intervene?

Yes. Rule Reference 615(d).

Regardless of the reason, the first player to enter any altercation shall be assessed a game misconduct penalty.

→ Situation 18

During the course of an altercation, a third player enters the altercation and continues fighting with the opposing player. Should the Referee assess the game misconduct for being the first to intervene in the altercation, or the major and game misconduct penalty for fighting?

Both the major plus game misconduct for fighting and the game misconduct for first to intervene shall be assessed. Rule Reference 615(d & a).

The first to intervene penalty is assessed in addition to any other penalties assessed during the altercation.

➔ **Situation 19**

An altercation occurs in the vicinity of the goal crease and the goalkeeper leaves his crease to remain out of the altercation. Should he be assessed a penalty for leaving his crease during an altercation?

No. Rule Reference 615(e).

The Referee should direct the goalkeeper to go to his players' bench or at least away from the altercation. However, if the Referee does not give his permission and the goalkeeper gets involved in the altercation outside of the crease, the minor penalty must be assessed.

➔ **Situation 20**

If a fight occurs in the immediate vicinity of the goal crease, should the goalkeeper be allowed to go to his own players' bench?

Yes. Rule Reference 615(e).

In this instance, the referee should immediately instruct the goalkeeper to leave the crease area and his players' bench would be a good alternative. If the altercation is occurring in an area other than the immediate vicinity of the crease, the goalkeeper would be expected to remain in the crease.

➔ **Situation 21**

When an altercation occurs in the immediate vicinity of the players' bench, where should the Referee direct the on-ice non-participants?

To their respective goal areas. Rule Reference 615(e).

The purpose of this rule is to get both teams separated from each other by a substantial distance. This practice eliminates subsequent altercations from breaking out.

RULE 616 FOULED FROM BEHIND**→ Situation 1**

What criteria must be met in order for a penalty shot to be assessed when a player on a breakaway is fouled from behind by an opponent?

- 1) The fouled player has possession and control of the puck.
- 2) The fouled player is beyond his Defending Zone.
- 3) The fouled player has no opponent to pass except the goalkeeper.
- 4) The fouled player is fouled from behind (beyond his peripheral vision).
- 5) The fouled player has been denied a reasonable scoring opportunity. This includes situations where the foul committed has denied the fouled player the ability to make a reasonable attempt to score.

Rule Reference 616(a &b).

All of these criteria need to be met in order to award a penalty shot. If one or more are not met, then the appropriate penalty shall be assessed in the normal manner.

→ Situation 2

The goalkeeper skates out of his goal crease to meet an attacking player on a breakaway. The attacking player gets completely around the goalkeeper, in the clear and in control of the puck with no one between himself and the open goal, and he is pulled down from behind by the goalkeeper. What penalty should be assessed?

A penalty shot. Rule References 616(b).

For a goal to be awarded, the goalkeeper must have been removed from the ice. The fact that the goalkeeper was not in his goal crease has no bearing on the play. He is still considered to be “on the ice.”

→ Situation 3

With the opposing goalkeeper on the ice, a player in his Attacking Zone has a breakaway and is fouled from behind. He gets up and takes an unimpeded shot on the goal. Should a penalty shot be awarded?

No. Rule Reference 616(b).

The player, once he regains possession and control of the puck, has not been denied a reasonable scoring opportunity. A minor penalty is the correct call in this situation.

→ Situation 4

A player on a breakaway with the opposing goalkeeper off the ice is clearly fouled from behind. The Referee determines that an awarded goal situation has occurred, but inadvertently does not stop play until it ends when the non-offending team scores a goal. What is the proper procedure for the Referee to follow in this situation?

Once the Referee has determined that an awarded goal situation has occurred, the non-offending team is entitled to a goal immediately, regardless of what occurs after the infraction, even if the Referee fails to stop play. The fouled player is credited with a goal in this case, even if another teammate subsequently scores. Rule Reference 616(c).

Also, since play is to be stopped immediately in an awarded goal situation, the time that has elapsed between the infraction and the actual stoppage must be added back to the remaining time left to be played in that period. Because an awarded goal situation is such a rare occurrence, it would not be unusual for a Referee to fail to stop play immediately, remembering that in every other penalty situation the play is permitted to continue until the offending team gains possession and control of the puck.

RULE 617 GOALS AND ASSISTS**→ Situation 1**

Can a player against whom a delayed penalty is signaled be credited with the scoring of a goal?

Yes. Rule References 617(a) and 409(c).

When the puck enters the goal as a result of the actions of the defending team, the last player to play the puck shall be credited with the goal. This includes situations where a delayed penalty is in play.

→ Situation 2

The goal is tipped forward from behind as the result of player contact with the goal. The goal posts remain anchored to their position on the goal line. However, the cross bar pivots forward and down. Can a goal be scored while the goal is in this position?

No. Rule Reference 617(a).

The goal is considered to be displaced when the goal frame moves, causing the goal posts to no longer be on the same plane as the goal line (extended).

→ Situation 3

Player A1 shoots the puck which hits the goalkeeper and rebounds out to teammate A2. Player A2 then shoots the puck into the goal. Does the player who took the initial shot (A1) deserve an assist?

Yes. Rule Reference 617(a).

In the case of a rebound, only one assist can be given to the player who took the original shot.

→ Situation 4

During a scramble around the goal, the back end of the goal frame is accidentally lifted off the ice for a brief moment, but the goal posts remain properly positioned on the goal line. A pass from behind the goal goes under the goal frame and

directly out in front of the goal. An attacking player then legally shoots the puck into the goal. Is the goal considered to be legal?

No. Rule References 617(a) and 103(b).

Even though the puck was legally propelled into the goal, the manner in which the pass was obtained from behind the goal was illegal. It is not necessary to blow the whistle every time the goal frame lifts off the ice. However, the Official must stop play at the instant the puck goes under the goal frame and enters the goal.

→ Situation 5

The puck is shot by either an attacking or defending player and hits an Official. After hitting the Official, the puck hits the boards then rebounds into the goal. Is the goal allowed?

Yes. Rule References 617(c.3).

No goal may be scored from a direct deflection off an Official. However, if the puck deflects off an Official and then off any other obstruction, other than the goal post or cross bar, including any player, the goal must be allowed.

RULE 618 HANDLING PUCK WITH HANDS

→ Situation 1

What guidelines should be followed in allowing a player to catch the puck and immediately drop it?

The motion of catching, then dropping the puck, must be virtually one continuous motion. Rule Reference 618(a).

Provided the player catches the puck and drops it to his stick in one continuous motion, play should be allowed to continue.

However, if he holds the puck for any length of time, takes one or two strides with the puck, throws the puck to an area away from his stick or fakes the drop to avoid an opposing player, play shall be stopped and a last play face-off occurs.

→ Situation 2

The puck is batted forward with the hand, hits the shaft of the stick of the player batting the puck, then goes directly into the opposing goal. Does the goal count?

No. Rule Reference 618(a).

The deflection off the stick does not alter the fact that the puck was propelled into the goal by the hand.

→ Situation 3

What are the guidelines when determining the legality of a Defending Zone hand pass?

The hand pass must be initiated and completed in the Defending Zone. Rule Reference 618(b).

The location of the puck is the determining factor and the blue line is considered to be part of the Defending Zone in this instance.

→ Situation 4

The puck is batted with the hand by a player in his Attacking Zone, hits an opposing player or goalkeeper, then rebounds back out and is picked up by another player of the team that batted the puck. Should the Referee stop play or allow it to continue?

He shall stop play. Rule Reference 618(b).

An opposing player must have at least momentary possession and control of a hand-batted puck, otherwise it is still considered to be a hand pass. In this case the puck was, in effect, batted by hand to a teammate, and play should be stopped as soon as the teammate plays the puck.

→ Situation 5

The puck is batted with the hand and deflects off the goalkeeper directly back to the attacking player who batted it. Should the Referee stop play?

No. Rule Reference 618(b).

In this situation the attacking player, in effect, hand-batted the puck to himself, because the goalkeeper did not gain possession and control of the puck. A goal scored legally with his stick immediately following this type of action would be allowed.

→ **Situation 6**

The puck is batted with the hand, hits the body of a teammate, then is picked up by an opposing player. Should play be stopped?

No. Rule Reference 618(b).

The play shall not be stopped unless the teammate plays the puck. The fact that the puck deflects off him does not constitute possession and control.

→ **Situation 7**

With the puck in the Neutral Zone, it is batted with the hand backwards to a teammate who is in his Defending Zone. When the player in the Defending Zone gains possession and control of the puck, play is stopped. Where is the ensuing face-off?

At the place where the puck was played by the teammate.
Rule Reference 618(b).

On a forward hand pass, the ensuing face-off takes place where the puck was batted. On a backward hand pass, the ensuing face-off takes place where the puck was next played. Using this procedure, the offending team never gains a territorial advantage for a hand pass infraction.

→ **Situation 8**

Is the goalkeeper included under the rule which permits a hand pass that occurs totally in the Defending Zone, even if the hand pass is in a “forward” direction?

Yes. Rule References 618(b & c).

While the goalkeeper is not permitted to “throw” the puck forward, this implies catching the puck in his glove, closing his hand and then directing it. A hand pass occurs with the front or back of an open hand and the puck is simply batted in a desired direction.

→ **Situation 9**

Is a goalkeeper permitted to catch the puck and throw it (to the side or rear) directly to a teammate, who gains immediate possession, without incurring a stoppage of play?

Yes. Rule References 618(c).

The puck may not be caught and then hand-directed to a teammate by a “player,” but the intent is to exclude the goalkeeper from this restriction provided the puck is not thrown “forward.” “Forward” is considered to be anywhere in between two imaginary lines, one at each goal post, extending to the nearest end zone face-off spot.

RULE 619 HEAD-BUTTING

→ **Situation 1**

A player with taped hands injures an opponent during an altercation. During the same altercation he head-butts the same opponent. What penalties are assessed and what is the proper announcement?

Assess a match penalty for each offenses. Rule References 619(b) and 305(b).

As with game misconduct penalties, it is possible for more than one match penalty to be assessed to one player for two incidents during the altercation.

→ **Situation 2**

Is there a proper signal to give when assessing a player a penalty for “head-butting?”

No. Rule Reference 619(b) and Signals

If a match penalty is to be assessed for this infraction, the Match Penalty signal is given.

RULE 620 HEAD CONTACT**→ Situation 1**

How much force must be behind a check or other contact to assess a penalty for Head Contact?

The only thing that matters is whether there was contact made to the head, face or neck of the opponent with any part of the body or equipment. Rule Reference 620(a).

Injury can result with even minimal force when contact is made to the head area. Therefore, USA Hockey is taking a firm stance on any contact to the head area that occurs while delivering a check or making physical contact with an opponent.

→ Situation 2

Opposing players have fallen and in the process of getting up, one player makes accidental contact with the head area of the opponent. Must this be penalized as Head Contact?

No. Rule Reference 620(a).

Unless the Referee has deemed the act to be intentional or reckless, this would not be penalized provided the action was in the normal course of play and there was not excessive force used that could cause injury.

→ Situation 3

What criteria should the Referee use when assessing a major penalty for head contact?

Anytime the Referee deems the contact to the head area to be intentional or a reckless act, a major or match penalty must be assessed. Rule Reference 620(b).

Intentional would be deemed to be when the player “targets” the head or neck area of the opponent when delivering a check.

A reckless act is when the actions of the player delivering the check clearly do not take into consideration the location on the body of the opponent where the contact is being made and

uses excessive force in delivering the check to the head or neck area.

As with other dangerous actions, a major plus game misconduct or match penalty must be assessed if an injury results from Head Contact.

➔ **Situation 4**

What degree of force is needed for a match penalty to be assessed for Head Contact?

Any check using excessive force for the purpose of intimidating or punishing the opponent that makes direct contact with the head area of the opponent must be assessed as a match penalty. Rule Reference 620(c).

The onus is on the player delivering the check not to make contact with the head area of the opponent. When done with excessive force, the player must be held accountable for this dangerous action.

RULE 621 HIGH STICKS

➔ **Situation 1**

How much force is necessary to assess a penalty for high sticking when a stick makes contact with an opponent's head or neck?

If the stick makes contact with the head area, the Referee must assess the penalty. Rule Reference 621(a).

Although a high stick has occurred, if the contact from the stick was made to the head area of an opponent during the process of delivering a check, the penalty shall be called under the Head Contact rule.

A high stick infraction would be called when the stick makes contact to the head area of an opponent when a check is not being delivered.

→ Situation 2

Must contact with an opponent occur in order for the Referee to assess a penalty for high sticking?

No. Rule Reference 621(a).

It is not a requirement that a stick make contact above shoulder height for high sticking to be called. Whenever a player raises his stick above his shoulders in an attempt to intimidate an opponent or is careless in his actions, high sticking must be called.

→ Situation 3

Should a major penalty and a game misconduct penalty for high sticking be assessed to a player who is body checked and who, as he is falling to the ice, cuts an opponent on the head with his “high” stick?

Yes. Rule Reference 621(b).

The player must be assessed a major and a game misconduct penalty. All players are expected to have their sticks under control at all times.

→ Situation 4

An attacking player deflects the puck with his stick, which is above the height of the shoulder. The puck deflects off a defending player’s body and into the goal. Does the goal count?

No. Rule References 621(c).

The puck must come into possession and control, however briefly, of the defending player for it to be considered “batted to an opponent.” A deflection in this case would not be considered possession and control.

→ Situation 5

An attacking player deflects the puck with his stick, which is above the height of the shoulder. The puck deflects off a defending player’s body to another attacker, who shoots the puck into the goal. Does the goal count?

No. Rule References 621(c).

The puck must come into possession and control, however briefly, of the defending player for it to be considered “batted to an opponent.” A deflection in this case would not be considered possession and control, thus play shall be stopped.

→ **Situation 6**

A defending player high sticks the puck in his Defending Zone to his own goalkeeper. When is play stopped?

When the goalkeeper gains possession and control of the puck. Rule Reference 621(c).

→ **Situation 7**

A player has his stick blade above the height of the shoulders. The puck strikes the butt-end of the stick, which is below the height of the shoulder, and goes into the goal. Should the goal be allowed?

No. Rule References 621(c).

When any part of the stick is carried above the shoulders, the entire stick is considered to be high. Therefore, in this case, no goal can be allowed and the ensuing face-off is held at a Defending Zone face-off spot of the offending team.

→ **Situation 8**

The puck is deflected directly out of the rink by an attacking player’s high stick in his Attacking Zone. Where is the ensuing face-off?

At an end face-off spot in the offending player’s Defending Zone. Rule Reference 621(c).

Even though no player has subsequently played the puck after the infraction, the intent of the high stick rule is to keep the sticks below the height of the shoulder. The violation would be considered to be complete as soon as the puck became unplayable.

→ Situation 9

The puck is deflected into the goal crease by an attacking player's high stick. The goalkeeper immediately covers the puck, causing a stoppage. Where is the ensuing face-off?

At an end face-off spot in the offending player's Defending Zone. Rule Reference 621(c).

Even though an opponent has "played" the puck by falling on it, the intent of this exception to the rule has not been satisfied. The goalkeeper has not elected to "play" the puck in a manner that would allow play to continue, but has instead determined to stop play and, in effect, allowed the high stick violation to be enforced.

→ Situation 10

Where does the face-off take place when an attacking player in the Attacking Zone bats the puck with his stick above the height of his shoulders and, as a result, the puck goes into the corner and is touched simultaneously by opposing players?

At an end face-off spot in the offending player's Defending Zone. Rule Reference 621(c).

The high stick violation is considered to be completed because the puck was not in possession and control of the opposing team.

→ Situation 11

Team A high sticks the puck in its Defending Zone, and the puck moves into the Neutral Zone, where a Team B defenseman strikes the puck with a high stick and the puck leaves the rink. Where is the ensuing face-off?

At an end face-off spot in Team B's Defending Zone. Rule Reference 621(c).

Even though both teams have committed an infraction, once the Team B player strikes the puck with his high stick, possession of the puck is established and the violation against Team A is nullified. The stoppage was caused by Team B, and since it was a "high sticking the puck" violation, the normal rules regarding face-off location would apply.

→ Situation 12

A player high sticks the puck which deflects to an opponent. The opponent makes no attempt to play the puck, hoping to get a face-off in the offending team's Defending Zone when the puck is first played by a member of the offending team. What should the Referee do?

The Referee should stop play and the ensuing face-off shall take place at an end face-off spot in the Defending Zone of the offending team. Rule Reference 621(c).

The non-offending team has no obligation to play the puck in this instance, because of the high stick infraction committed by the opposing team.

→ Situation 13 (Classifications With Delayed Off-Sides Only)

Team A has a player trapped deep in the Attacking Zone when a Team A player shoots the puck into the zone. The Linesman correctly signals a delayed off-side. A Team B player plays the puck with the blade of his stick two feet over his head, and he is the next player to play the puck. The Referee stops play with the puck in the Defending Zone and the off-side Team A player still in the zone. Where is the face-off?

At the nearest Neutral Zone face-off spot. Rule References 621(c) and 630(d).

Even though the puck was played with a high stick, the original infraction was off-sides.

→ Situation 14 (Classifications With Delayed Off-Sides Only)

Team A has a player deep in the Attacking Zone as a teammate high sticks the puck to him, creating an off-side when he gains possession of the illegal pass. Where is the ensuing face-off?

At an end face-off spot in Team A's Defending Zone. Rule Reference 621(c).

Team A has committed two infractions during the same play. For purposes of determining face-off location in this instance, the more high stick infraction shall take precedence.

→ Situation 15

The puck is played with a high stick by a Team A player in his Attacking Zone. It deflects off a teammate and goes directly to an opponent who has a clear opportunity to advance the puck. Shall this play be permitted to continue?

Yes. Rule Reference 621(c.1).

For play to be stopped for the high stick violation, an offending team player must be the first to gain possession and control of the puck. A deflection off of a player from either team would not cause the play to be completed. The exception to this rule is when the high-sticked puck goes directly on the goal of the non-offending team, which calls for an immediate stoppage of play and a face-off in the defending zone of the offending team.

RULE 622 HOLDING AN OPPONENT

→ Situation 1

A Team A player momentarily grabs the stick of a Team B player, preventing the Team B player from playing the puck. Is this a legal action?

No. Rule References 622(a).

The Team A player gained a competitive advantage and impeded the progress of the opponent by holding the stick and preventing him from playing the puck.

→ Situation 2

Opposing players are involved in an altercation and one player uses his glove to push off on the facemask of the opponent. Does this action warrant a major and game misconduct penalty to be assessed for rubbing the facemask?

No. Rule Reference 622(b).

The spirit and intent of this rule is to strictly penalize those actions that result in a player grabbing or holding the facemask of an opponent. The rubbing portion of this rule is designed to address a “facewash” situation where the player uses the open palm of the glove to disrespect the opponent.

However, the push off action may still be penalized as Head Contact or Roughing at the discretion of the Referee.

→ Situation 3

What is the difference between normal holding and grabbing the facemask?

Grabbing the facemask results in the player having virtual control of the opponent's head and neck – creating an injury potential situation. Rule Reference 622(b).

In this instance, a match penalty must be assessed if the player places his fingers inside the facemask and then twists or pulls. There is no other justification for this action other than to attempt to injure the opponent.

RULE 623 HOOKING**→ Situation 1**

A player hooks the stick of another player causing him to lose possession of the puck. Is this a legal action?

No. Rule Reference 623(a).

The fact he hooked the stick indicates that he impeded the opponent's progress and a penalty is warranted.

However, a stick lift or stick check where the focus is on the puck and preventing the opponent from playing the puck are both considered good defensive plays.

→ Situation 2

An attacking player is skating toward his opponent's goal, preparing to release a shot on goal. Just as he releases the shot he is hooked from behind and falls to the ice. The Referee does not signal a penalty infraction and, at the next stoppage, explains that the player got a good shot off, thus no penalty was assessed. Was the Referee correct in this interpretation?

No. Rule Reference 623(a).

Provided the player was impeded as a result of the hooking action, a penalty must be assessed. Even though a shot was attempted, that shot may not have had the same effectiveness that it would have if the hooking did not occur, so a competitive advantage was gained as a result of the hook.

→ Situation 3

What would be examples of an infraction warranting a major penalty for hooking?

Rule Reference 623(a).

- 1) A player is hooked around the waist, and the offending player is able to steer the opponent violently into the boards or goal frame.
- 2) A player is hooked between the legs and the offending player uses the blade of the stick to punish the opponent. This could also be penalized under Spearing if the toe of the blade is used.

RULE 624 ICING THE PUCK**→ Situation 1**

The puck is shot from behind the center red line and lands on top of the goal of the opposing team. Should icing be called?

Yes. Rule Reference 624(a).

Even though the puck comes to rest on top of the goal, it has completely crossed the goal line and therefore icing must be called.

→ Situation 2

The puck is shot over the opposing team's goal line by a player who has both skates behind the center red line. However, the puck does not leave the stick until the blade has crossed the center red line. Should icing be called?

No. Rule Reference 624 Note and (a).

It is the position of the puck the moment the puck leaves the stick that determines whether or not there is a potential icing infraction.

→ Situation 3

For icing purposes, how high does the goal line extend?

Indefinitely. Rule References 624(a).

The goal lines extend horizontally across the entire width of the playing area and also vertically extending indefinitely.

→ Situation 4

A player in his Defending Zone shoots or passes the puck to a teammate still on his defending side of the center red line. The puck deflects off this player's stick and goes the remaining length of the ice in the air, leaving the rink above the opposing goal. Is the Official correct in declaring this to be a "puck out of bounds" situation, with the face-off being held at the spot of the deflection (near center ice).

No. Rule Reference 624(a).

The fact that the player deflected the puck out of the rink has no bearing other than the fact that it was done before the center line. Under these conditions, the Official must rule the play as "icing" and conduct the face-off at the spot adjacent to the goal of the team that originally passed/shot the puck.

If the puck were deflected beyond the center red line or by an opponent, the Official would be correct in ruling this out of bounds (no icing) and then facing-off the puck at the spot of the deflection, as defined in Rule 612(b).

→ Situation 5

The puck is shot by a player from his defending half of the Neutral Zone and hits a teammate (body or stick), who is completely behind the center red line. The puck continues down the ice and crosses the goal line of the opposing team. Should icing be called?

Yes. Rule Reference 624(a).

The deflection is in the defending player's half of the ice, so the icing infraction must be called.

→ Situation 6

The puck is shot by a player from his defending half of the Neutral Zone and hits a teammate, who is also in the Neutral Zone but completely over the center red line. The puck continues down the ice and crosses the goal line of the opposing team. Should icing be called?

No. Rule Reference 624(a).

In this situation the deflection occurred beyond the center red line, so the icing infraction is nullified.

→ Situation 7

The puck is passed from behind the center red line and deflects off a teammate's stick. It continues down the ice, crossing the goal line of the opposing team. The player deflecting the puck has both skates on or behind the center red line, but his stick is over the center red line. Should icing be called?

No. Rule Reference 624(a).

It is the position of the puck at the moment it is deflected that determines whether or not an icing infraction has occurred.

→ Situation 8

At which end face-off spot does the face-off take place following an icing?

The face-off takes place at the end face-off spot on the side of the ice from which the puck was shot or passed. Rule Reference 624(a).

On which side of the ice the puck crosses the goal line is not a factor in determining face-off location.

→ Situation 9

A player shoots the puck into his opponent's Defending Zone. The puck leaves the stick directly on the center red line. Is this a potential icing?

No. Rule References 624(Note & a).

Practical application of this rule suggests that the determining edge of the center red line for icing purposes would be the edge closest to the defending zone of the team shooting the puck.

→ Situation 10

Immediately after icing has been called on Team A by the Linesman, a Team A player cross-checks an opponent and receives a minor penalty. Where shall the ensuing face-off occur?

At a face-off spot in Team A's Defending Zone. Rule Reference 624(a) and Note.

Conversely, had Team B committed a penalty infraction, the face-off would take place at a Neutral Zone face-off spot nearest to Team A's Defending Zone.

→ Situation 11

The puck is shot from behind the center red line and enters the goal of the opposing team. Should icing be called?

No. Rule Reference 624(a).

A goal must be awarded in this instance.

→ Situation 12

The puck is shot from behind the center red line, continues down the ice and comes to a stop on the goal line. Shall icing be called?

No. Rule References 624(a).

The width of the goal line is considered to be a part of the line. In order for icing to be called, the entire puck must completely cross the edge closer to the end boards.

→ Situation 13

On an icing the puck situation, the puck, after being shot from behind the center red line, hits the cross bar of the goal and deflects in front of the goal. Is this considered to be icing?

No. Rule Reference 624(a).

The entire puck must completely cross the goal line in order for icing to be called.

→ Situation 14

The puck is shot by an attacking player and rebounds off a defending player in his defending half of the ice. The puck travels down the ice and crosses the goal line of the attacking player who shot the puck. Should icing be called?

No. Rule Reference 624(a).

Any time the puck is shot by an attacking player and rebounds from the body or stick of an opponent in his own half of the ice, so as to cross the goal line of the player shooting it, icing shall not be called.

→ Situation 15

The puck is dropped on a face-off and both sticks make initial contact with the puck, but the puck remains near the face-off spot. The center, in whose defending half of the ice the face-off occurred, gains possession an instant later and shoots the puck the length of the ice. Is this an icing infraction?

Yes. Rule Reference 624(a & b.3).

In order for the icing to be nullified because the puck was shot by a player directly from a face-off, the puck must receive its impetus from the initial stick contact on the face-off.

→ Situation 16

A player shoots the puck in the air from behind the center red line. An opposing player attempts to play the puck in the air but is unable to because of the speed of the puck. Should icing still be in effect?

Yes. Rule References 624(a & b.5).

A player who is making an attempt to play the puck cannot be expected to play it in the air. The determining factors as to whether or not icing will be called are the proximity of the puck to the player, the speed at which it is traveling, and whether or not the defending player had a reasonable opportunity to play the puck.

→ Situation 17

The puck, shot from behind the center red line, bounces over the stick of an opposing player who attempts to play the puck or rebounds off the boards and over his stick. Is icing still in effect?

Yes. Rule References 624(a & b.5).

The Official must make his decision based upon the proximity of the puck to the player, the speed of the puck, and whether or not the defending player had a reasonable opportunity to play the puck.

→ Situation 18

With one second remaining in a penalty to Team A, a Team A player ices the puck. By the time the puck crosses the goal line, Team A is back at full strength. Is this an icing situation?

No. Rule Reference 624(b.1).

Icing is determined the instant the puck is shot and not at the instant the puck completely crosses the goal line.

→ Situation 19

The puck is shot from behind the center red line and continues toward the opposing team's goal line. An opposing player starts moving toward the puck but then turns away before the puck crosses the goal line. Is icing still in effect?

No. Rule References 624(b.5).

The opposing team must make every effort to play the puck before it crosses the goal line. Should the Official feel as though the opposing team, other than the goalkeeper, was able to play the puck, icing shall be nullified.

→ Situation 20

The puck is shot from behind the center red line. An opposing player has a reasonable opportunity to play the puck, but instead turns to body check the attacking player. Is icing still in effect?

No. Rule References 624(b.5).

The icing must be nullified the moment the player chooses to play the body instead of the puck.

→ Situation 21

The puck is shot from behind the center red line and continues toward the goal line. The goalkeeper moves out a few feet to play the puck, but refrains from doing so, and the puck crosses the goal line. Is icing still in effect?

Yes. Rule References 624(b.5).

The goalkeeper is not required to play the puck during an icing situation.

→ Situation 22

The puck is shot from the defending half of the ice, thereby creating a potential icing situation. An opposing player has a reasonable chance to play the puck. He chooses, however, to coast toward the puck as it nears the goal line. Is icing still in effect?

No. Rule References 624(b.5).

The defending player must make a reasonable effort to play the puck.

→ Situation 23

An icing situation is created as the puck is shot past the defending team's players' bench. The defending team, in the process of making a line change, elects to let the puck continue down the ice in fear of being called for "too many players on the ice" if it is played. Is icing still in effect?

No. Rule References 624(b.5).

Icing must be nullified if one player of that team had a reasonable chance to play the puck, but chose not to.

→ Situation 24

Play is stopped in error when a shorthanded team "ices" the puck. Where is the face-off?

At the nearest end zone face-off spot with respect to the location of the puck when it crossed the goal line. Rule Reference 624(c).

The puck should have been “live” behind the goal line, thus the face-off now takes place in that zone. Under the previous rule, a center spot face-off deprived the attacking team of approximately 100 feet of territorial advantage.

RULE 625 INTERFERENCE**→ Situation 1**

A Team A player loses his stick during play and grabs a stick out of an opponent’s hand. He then continues to play with the opponent’s stick. Should the Referee assess a penalty for this action?

Yes. The Referee must assess the Team A player a minor penalty for Interference. Rule Reference 625(a.5 or 6).

This action is considered to be preventing an opponent from retrieving his stick.

→ Situation 2

Team A shoots the puck from behind the center red line so as to constitute possible icing. A player of Team A who is on-side and eligible to play the puck attempts to do so in his Attacking Zone before the icing occurs. The goalkeeper of Team B shoots the broken portion of a stick so as to interfere with the attacking player who is not yet in the vicinity of the puck. What procedure is employed and what penalty is assessed to the goalkeeper?

Allow the play to be completed and assess a minor penalty to the goalkeeper. Rule References 625(a.7) and 637(a).

Even though the stick was thrown in the Defending Zone, the stick was not thrown or shot at the puck, thus a penalty shot cannot be applied.

→ Situation 3

A player who is about to come onto the ice plays the puck with his stick. However, that player has either one or both skates still on the bench. What penalty, if any, shall be assessed.

A minor penalty. Rule Reference 625(a.9).

A player's skates must not be in contact with the bench in order for him to participate in the play. This ruling would apply whether or not the team has the correct number of players on the ice. In the case of a player entering or leaving the players' bench who intentionally plays the puck with one or both skates on the bench, the same ruling would apply.

→ **Situation 4**

A player on the players' bench who is not readily identifiable interferes with a player on the ice. What action, if any, should be taken by the Referee?

The Referee must identify one player of the offending team and a minor penalty must be assessed. Rule Reference 625(a.9).

The penalty is not a bench minor. Therefore, the Referee must determine which player must serve the penalty.

→ **Situation 5**

What penalty is imposed when a player on the players' bench interferes with the movements of the puck when his goalkeeper has been removed?

A minor penalty. Rule Reference 625(a.9).

The same is true if the player had interfered with an opposing player.

→ **Situation 6**

The spare goalkeeper on the players' bench interferes with a player on the ice. What penalty should be assessed and who should serve it?

The Referee must assess a minor penalty to the spare goalkeeper, to be served by a player, other than the goalkeeper, who was on the ice at the time of the infraction. Rule References 625(a.9).

This makes the ruling regarding who serves a penalty consistent with a penalty to the goalkeeper on the ice and a bench penalty.

→ Situation 7

May a player who has control of the puck back into the goal crease (the goalkeeper is in his crease) prior to the puck going into the crease?

No. Rule References 625(b).

Even if a player has possession and control of the puck, unlike carrying the puck over his attacking blue line, he is not permitted deliberate entry into his opponent's goal crease ahead of the puck, unless the goalkeeper is out of the crease. Should this occur, play must be stopped (and any resulting goal disallowed) and the ensuing face-off must be held at the nearest Neutral Zone face-off spot.

→ Situation 8

A defending player shoots the puck into his own goal from outside the crease with an attacking player standing unimpeded in the crease (the goalkeeper is in the crease). Does the goal count?

No. Rule References 625(b).

Regardless of what player puts the puck into the goal, no goal may be scored if a player of the attacking team intentionally stands in the goal crease, with the goalkeeper in the crease, unless the puck is already in the goal crease.

→ Situation 9

The goalkeeper leaves his crease to stop a shot. Before he can return to his crease, an attacking player enters the crease before the puck, and a teammate shoots the puck into the goal. Is the goal legal?

Yes. Rule Reference 625(b & a.8).

If the goalkeeper is completely out of his crease, an attacking player may precede the puck into the crease and any legally scored goal in this situation shall be allowed.

However, if the goalkeeper is attempting to return to the goal crease and there is any interference by the attacking player who prevents the goalkeeper from making a play, then the goal must be disallowed and an interference penalty shall be assessed.

→ **Situation 10**

When the attacking team has possession of the puck in its Attacking Zone, should the Referee stop play and require a Neutral Zone face-off every time an attacking player places his stick and/or skates in the opposing team's goal crease?

No. Rule Reference 625(b).

Play should not be stopped because a player momentarily places his stick and/or skates in the goal crease, unless he interferes with the goalkeeper in any manner. However, if a goal is scored while an attacking player has his stick and/or skates in the opponent's goal crease while the goalkeeper is in the crease, the Referee shall have no alternative but to disallow the goal.

→ **Situation 11**

A member of the attacking team passes the puck to a teammate. While the puck is en route, another member of the attacking team positions himself in the goal crease, with the goalkeeper in the crease. Should the Official stop play and conduct the ensuing face-off outside the Attacking Zone?

Yes. Rule Reference 625(b).

With the goalkeeper in his crease, no member of the attacking team can be in the goal crease if his team has possession of the puck. In this instance the team still has possession of the puck when the infraction occurs, thus the play must be stopped immediately.

→ Situation 12

An attacking player carries the puck into his opponent's goal crease. The goalkeeper knocks the puck away from the attacker and out of the crease, but another attacking player immediately gains possession and shoots the puck into the goal while his teammate is still standing in the crease. The player in the crease has not been interfered with and the total elapsed time between when the puck is cleared from the crease and when it is shot back into the crease is at most one second. Should the goal be disallowed because of the player in the crease?

Yes. Rule References 625(b).

At the time the shot was taken, an attacking player was illegally in the crease.

→ Situation 13

In the process of playing the puck, an attacking player, falls down and slides completely inside the goal frame. The player is behind the goal line and is not interfering with the goalkeeper. At the same time, another attacking player shoots the puck and it enters the goal, completely crossing the goal line. Should this goal be allowed?

Yes. Rule Reference 625(b).

Even though the player is in the back of the goal he is not in the goal crease area as the rulebook defines it. The goal crease area does not extend into the goal, but rather stops at the goal line. In order for the goal to be allowed, the player must not interfere with the goalkeeper in any way.

→ Situation 14

The goalkeeper, in the act of proceeding to his players' bench, leaves his stick in front of the goal. What happens if the attacking team shoots the puck which hits the goalkeeper's stick, while the goalkeeper is still in the act of leaving the ice?

A goal shall be awarded. Rule Reference 625(c).

For a goal to be awarded, the goalkeeper must either be in the act of leaving the ice or actually off the ice.

→ Situation 15

The goalkeeper, in the act of proceeding to his players' bench, unintentionally bumps into another player and loses possession of his stick in front of his goal. The goalkeeper does not retrieve the stick and continues to the bench. The puck then hits the stick. Is a penalty required in this situation?

Yes. A minor penalty or an awarded goal if the stick prevented an obvious and imminent goal. Rule Reference 625(c).

It makes no difference whether or not the goalkeeper deliberately left his stick in front of the goal. It is the responsibility of the goalkeeper to keep the area near his net clear of objects that may prevent the scoring of a goal.

→ Situation 16

A team pulls its goalkeeper for an extra player. The goalkeeper, before leaving his crease, places his stick across the front of the goal. Meanwhile his team scores a goal. The Referee, upon looking back to the other end of the rink, observes the stick across the front of the goal. What action should be taken?

The Referee shall allow the goal and assess the goalkeeper a minor penalty. Rule Reference 625(c).

It is the responsibility of the goalkeeper to keep the area near his goal free of any obstacles that may prevent the scoring of a goal. However, there is no rule to warrant the disallowing of the goal.

→ Situation 17

The goalkeeper, in the act of proceeding to his players' bench, deliberately places his stick across the goal mouth. What happens if a teammate of the goalkeeper inadvertently shoots the puck that hits the goalkeeper's stick?

A goal must be awarded to the non-offending team if the contact prevented a goal. Rule References 625(c).

This ruling applies whether the goalkeeper is off the ice or in the act of leaving. If the stick interfered with the puck, but not to prevent a goal, then a minor penalty would be appropriate.

RULE 626 INTERFERENCE BY SPECTATORS

→ Situation 1

A spectator near the boards grabs a player and the player retaliates by swinging his stick at the spectator. Should a penalty be imposed for such actions?

Yes. A game misconduct penalty must be assessed to the player. Rule Reference 626(c).

Even though the spectator initiated the violence, players are expected to control themselves at all times. In this situation, the player could be expected to use a reasonable amount of force to get away from the spectator, but as soon as the player takes any retaliatory measures with his stick, arms or legs, the game misconduct penalty must be assessed. The Referee must make a written report in detail to the proper authorities.

RULE 627 KICKING OPPONENT OR PUCK

→ Situation 1

Two younger players collide with each other, fall to the ice and become tangled up with each other. In an effort to free himself, one of the players uses his skate to push off the opposing player. Should a penalty be assessed in this situation?

Yes. Rule Reference 627(a).

A major plus a game misconduct penalty shall be assessed in this instance. In many cases players don't realize the danger involved with pushing off another player with the skate.

→ Situation 2

What penalty shall be assessed to a player who intentionally steps on an opponent?

A match penalty. Rule References 627(b) and 602(a).

Even though this infraction is not considered to be "kicking" an opponent, it still represents a very serious and dangerous action deemed to be an attempt to injure and must be penalized.

→ Situation 3

What penalty should be assessed for an attempted kick of an opponent?

A match penalty. Rule Reference 627(b).

It must be emphasized that contact is not required for the assessment of a match penalty under this rule. Any kicking motion towards an opponent must be penalized as a match penalty.

→ Situation 4

The puck is kicked by an attacking player, deflects off his stick and enters his opponent's goal. Should the goal be allowed?

No. Rule Reference 627(c).

Had the player intentionally directed the puck into the goal with his stick, the goal would have been allowed.

→ Situation 5

The puck is kicked by an attacking player, deflects off a teammate and enters his opponent's goal. Should the goal be allowed?

No. Rule Reference 627(c).

Possession and control of the puck has not been gained by the teammate, thus the goal must be disallowed.

→ Situation 6

The puck is kicked by an attacking player, deflects off a teammate and enters his opponent's goal. Should the goal be allowed?

No. Rule Reference 627(c).

Possession and control of the puck has not been gained by the teammate, thus the goal must be disallowed.

→ Situation 7

A player is standing in front of the opponent's goal and has his arms "tied up" with a defending player so that he cannot play the puck in the normal manner. The puck goes out in front of the goal and the attacking player kicks the blade of his stick which knocks the puck into the goal. Is this considered a legal goal?

No. Rule References 627(c) and 617(c.1).

Even though the puck was not directly kicked with the skate, the puck entered the goal as the direct result of the kicking action.

RULE 628 KNEEING**→ Situation 1**

What criteria should be used when determining whether to assess a minor penalty or a major penalty for Kneeing?

An kneeling penalty should be assessed anytime a player delivers a check with the knee extended or uses the knee to deliberately contact an opponent. Rule Reference 628(a & b).

The difference between the minor or major penalty is the degree of force used and the intent of the contact. The minor penalty is assessed in cases where a player may inadvertently uses the knee as the first point of contact in delivering a check.

The major penalty should be assessed in all instances when the knee is extended for the purpose of delivering a check and when the contact is made to the knee of the opponent. This contact can be very dangerous and is commonly done when a player is about to miss a check and at the last minute extends the knee to impede the opponent. As with the other infractions, a major plus game misconduct penalty must be assessed in cases where an injury results.

**RULE 629 LEAVING THE PLAYERS' BENCH
OR PENALTY BENCH****→ Situation 1**

A player from each team is serving a coincident high sticking major penalty. Their penalties expire but they must wait for a stoppage of play before leaving the penalty bench. Play is stopped because of an altercation. No players leave their players' benches. However, both players leave the penalty bench at the same time. Player A (Red team) enters the altercation. Player X (Blue team) does not enter the altercation, but skates to his players' bench. What penalties are imposed?

Each player would be assessed a major plus game misconduct penalty. The player entering the altercation would also be assessed whatever additional penalties he incurs. Rule Reference 629(a).

No player may leave the players' or penalty bench at any time during an altercation.

→ Situation 2

Player A1 leaves the players' bench during a fight. He is the first player to leave a bench. He initiates a fight with an opposing player. What penalties would be assessed to A1?

Player A1 who leaves the bench would be assessed a major plus game misconduct penalty for leaving the bench during an altercation, plus an additional major plus game misconduct penalty for the fight. Rule References 629(a) and 615(a).

All penalties are cumulative. Player A1 must receive two game misconduct penalties. The major plus game misconduct penalty is assessed to any player leaving the bench during an altercation, not just the first player to do so.

→ Situation 3

A player is the first to leave his players' bench during an altercation and is also the first player to intervene in an altercation then in progress. What penalties are assessed to this player?

The player is assessed a major plus game misconduct penalty for leaving the bench during an altercation, and an additional game misconduct for being “first to intervene” in an existing altercation. Rule References 629(a) and 615(d).

The Referee should assess both game misconduct penalties along with any other penalties incurred.

➔ **Situation 4**

A player leaves the penalty bench before his penalty has expired during a stoppage of play and during an altercation. He is the only player to leave a bench. What penalties must be assessed to this player?

A major plus game misconduct penalty for leaving the bench during an altercation plus an additional minor penalty for leaving the penalty bench prior to penalty expiration. Rule References 629(a & b).

The additional minor penalty applies only if the player leaves the penalty bench prematurely by his own decision.

➔ **Situation 5**

A player serving a misconduct penalty proceeds onto the ice during a stoppage of play before his penalty has expired. (No Timekeeper error and no altercation in progress.) He is assessed a minor penalty. How is this penalty served?

The penalized player’s team must put an additional player on the penalty bench immediately to serve the minor penalty. The remaining time of the misconduct penalty is then delayed until the minor penalty is terminated. Rule References 629(b) and 404(a).

The Referee must be sure that the Timekeeper knows exactly how much time is remaining in the misconduct penalty. The Penalty Timekeeper must also be aware that the misconduct would be resumed upon the expiration of the minor penalty.

→ Situation 6

With five seconds remaining in his penalty, a player leaves the penalty bench through an error of the Timekeeper and joins play on the ice. Ten seconds elapse before the Timekeeper can alert the Referee to stop play. Is the player assessed any further penalties?

No. Rule Reference 629(b).

The player must return to the penalty bench to serve the remaining five seconds of his penalty. Had the player left the penalty bench prematurely on his own accord, he would have been properly assessed an additional minor penalty.

→ Situation 7

What penalty is assessed if a penalized player enters the game illegally by reason of the Timekeeper's error and clearly checks player who is on a breakaway and has a scoring opportunity?

No penalty is assessed, but the penalized player must return to the penalty bench to serve his unexpired time starting from the time he left the penalty bench. Rule References 629(b & c).

Because the penalized player left the bench due to the Penalty timekeeper's error, that player cannot be further penalized for leaving the penalty bench prematurely.

→ Situation 8

What penalty would be assessed a penalized player who leaves the penalty bench on his own before his time is up, and checks a player who has a breakaway?

The Referee shall assess a penalty shot/optional minor and assess the penalized player an additional minor penalty to be served after his original time has expired. Rule References 629(b & c).

In this situation a penalty shot would be awarded regardless of the location of the player on the breakaway.

→ Situation 9

A player returns to the ice from the penalty bench prematurely. There were 10 seconds remaining in his minor penalty. Play continues for 20 seconds, at which time his team scores a goal. The Referee is made aware of that situation as he goes to report the goal to the Scorer. What action must the Referee take?

The goal must be disallowed and the penalized player must return to the penalty bench to serve the remaining 10 seconds in his penalty. If he returned to the ice by his own decision, an additional minor penalty must be assessed. Rule References 629(b & c).

Once the player comes onto the ice prematurely, whether by his own decision or by instruction from the Penalty Timekeeper, his team cannot score a goal while that player is on the ice prior to a stoppage of play. This ruling applies if the goal is scored (or awarded) while the penalty time is still in effect as well as after it has elapsed.

→ Situation 10

Player A-1 returns to the ice prematurely. While he is on the ice, Team B inadvertently puts the puck into its own goal. Does the goal count?

No. Rule Reference 629(c).

No goal can be scored by a team who has a player on the ice who has illegally entered the game, regardless as to how the goal is scored.

→ Situation 11

A Coach goes on the ice during the game to protest an Official's decision. What penalty must be assessed?

A bench minor and game misconduct penalty. Rule Reference 629(d).

The Referee is given the option of imposing either or both penalties, depending on the severity of the incident. However, in all cases where a Team Official comes onto the ice during a period to protest a decision, both penalties must be assessed. Should the Coach continue the protest and refuse to leave the ice, he shall also be subject to a match penalty under Rule Reference 601(f.3).

RULE 630 OFF-SIDES**→ Situation 1**

Which edge of the 12 inch blue line is the determining edge when considering whether or not a player is off-side?

The determining edge is the edge further from the zone in which the puck is located. Rule References 630(a).

If the puck moves from the Neutral Zone into a team's Attacking Zone, the edge of the blue line closer to the Attacking Zone is the determining edge. Until the puck completely crosses the blue line, the 12 inch width of the blue line is a part of the Neutral Zone. However, the instant the puck completely crosses the blue line, the determining edge is reversed and the width of the blue line becomes a part of the Attacking Zone.

→ Situation 2

The attacking team is in possession of the puck in the Attacking Zone and the puck is passed back to the blue line. The puck stops on the blue line, then is shot back again. Has an off-sides infraction occurred?

No. Rule References 630(a).

The puck would have had to completely cross the blue line before being shot back into the Attacking Zone for an off-side to occur.

→ Situation 3

A player has both skates completely in the Attacking Zone the instant the puck completely crosses the blue line. Is he offside?

Yes. Rule References 630(a).

The position of the player's skates at the instant the puck enters the Attacking Zone determines off-sides.

→ Situation 4

A player has one skate on the blue line and one skate in his Attacking Zone at the instant the puck completely crosses the blue line into his Attacking Zone. Is he off-side?

No. Rule References 630(a).

As long as the player's skate is in contact with the Neutral Zone when the puck enters his Attacking Zone, he is on-side.

→ Situation 5

A player has both skates in the Neutral Zone and the stick in his Attacking Zone at the instant the puck completely crosses the blue line into his Attacking Zone. Is he off-side?

No. Rule References 630(a).

The position of the player's skates at the instant the puck enters the Attacking Zone determines off-sides.

→ Situation 6

The puck is in the possession of the attacking team in the Attacking Zone. The puck is passed back to the blue line by an attacking player. The pass is received by a teammate on the far edge of the blue line (half on the line and half in the Neutral Zone), and then is shot on goal. Has an off-sides infraction occurred?

No. Rule References 630 (a Note).

The line is always a part of the zone in which the puck is located.

→ Situation 7

At the instant the puck completely crosses the blue line into the Attacking Zone an attacking player has his leading skate in the Attacking Zone. His trailing skate is directly above the ice in the Neutral Zone (off the ice). Is he off-side?

Yes. Rule References 630(a Note).

In order for the player to be on-side in this situation, he must have at least one skate in contact with the ice in the Neutral Zone, which in this instance includes the blue line, at the instant the puck completely crosses the blue line.

→ Situation 8

A player straddling the blue line falls to the ice while the boot of his skate remains in contact with the Neutral Zone. The puck crosses the blue line at the same time. Is he considered to be off-side?

No. Rule References 630(a).

The word “skate” in the Rule refers to the blade or the boot of the skate.

→ Situation 9

If the players’ bench has a door opening in the Attacking Zone, may a player entering from this door be considered on-side if the puck enters the zone after he steps onto the ice?

No. Rule References 630(a).

Such a player must be ruled off-side if the puck crosses the line while he is entering or leaving the ice and has at least one skate in contact with the ice surface at the time. Any player entering from the bench area into the Attacking Zone is considered as any other attacking player on the ice for the purposes of off-sides.

→ Situation 10

The puck is shot by a player from an end zone and is deflected out of the playing area by a teammate who is directly on his defending blue line. The ensuing face-off is correctly held at the point of deflection, on the blue line. Immediately after the puck is dropped, one of the attacking wings completely crosses the blue line into his Attacking Zone. The puck, after being dropped, remains on the blue line for an instant before the attacking center gains possession and shoots it into his Attacking Zone, the puck never having left the blue line prior to being shot. With the attacking wing in the zone prior to the puck completely crossing the blue line, has an off-side been created?

No. Rule References 630(a).

On any face-off conducted on a blue line, the Linesman must be aware of the zone the puck was in immediately prior to the stoppage of play and make any off-side judgment based on that knowledge.

In this case, the puck was shot from the end zone and was deflected out of the rink while still in the end zone. Therefore, when the face-off is held on the blue line, the puck must be considered to be still in the end zone and not in the Neutral Zone. Any potential off-side judgments must be made accordingly.

➔ **Situation 11**

An attacking player with both skates over the blue line receives a pass from a teammate in the Neutral Zone. He stops the puck with his stick before the puck crosses the blue line. This player then puts one skate on the blue line, holds the skate on the line, and pulls the puck over the blue line while the skate is still on the line. Is he off-side?

No. Rule Reference 630(a Note).

The off-sides cannot be determined until the puck has completely crossed the blue line.

➔ **Situation 12**

An attacking player crosses the blue line with the puck. He then brings the puck on his stick back out over the blue line into the Neutral Zone, while his skates are still in the Attacking Zone, and brings the puck back again into the Attacking Zone. Is he off-side?

Yes. Rule References 630(a & b).

Even though he maintains possession and control throughout the play, once he brings the puck back into the Neutral Zone he places himself in an off-side position, and as soon as the puck comes back into the Attacking Zone the play is off-side. A player in possession and control of the puck is permitted to precede the puck across his attacking blue line, but once the puck has initially crossed the blue line, this exception to the rule expires and the player may not continue to violate the basic off-side rule.

→ Situation 13

An attacking player, about to be caught off-side, jumps into his players' bench just before a teammate crosses the attacking blue line with the puck. Has any off-side violation occurred?

No. Rule References 630(a) Note 2 and 205(a).

Provided the player jumped into his own players' bench, no other rule violation has occurred. However, if the player jumped off the ice surface into any other part of the rink, and was substituted for, his team must be assessed a bench minor penalty for illegal substitution.

→ Situation 14

A defending player pushes an attacking player, who does not have possession of the puck, into the Attacking Zone just prior to the puck entering that zone. Is the attacking player off-side?

Yes. Rule References 630(a) and 625(a).

Even though the attacking player was pushed, the off-side infraction must still be called. If the push was severe enough, the Referee may elect to assess a minor penalty for interference.

→ Situation 15

An attacking player straddling the attacking blue line receives a pass on his stick in the Neutral Zone. He then brings the skate which was in the Neutral Zone over the line while the puck is still on his stick in the Neutral Zone. He then pulls the puck over the blue line. Is he off-side?

No. Rule Reference 630(b).

As long as the player receiving the pass has possession and control of the puck while at least one skate is in contact with the Neutral Zone, he can legally precede the puck into the Attacking Zone while he maintains possession and control.

→ Situation 16

A player with both skates over the blue line receives a pass from a teammate. He stops the puck with his stick before the puck crosses the line, then pulls it over the line with both skates over the line. Is he off-side?

Yes. Rule Reference 630(b).

The player receiving the pass must have possession and control of the puck with at least one skate in the Neutral Zone before he can legally precede the puck into the Attacking Zone.

→ Situation 17

A player carries the puck across his attacking blue line and is immediately forced to skate parallel to the blue line in such a manner that, while both skates remain in his Attacking Zone, the puck is stick-handled back across the blue line into the Neutral Zone. The player then brings the puck back into the Attacking Zone without contacting the Neutral Zone with a skate. Is he still on-side?

No. Rule References 630(b).

Even though he maintains possession and control throughout the play, once he brings the puck back into the Neutral Zone he places himself in an off-side position, and as soon as the puck comes back into the Attacking Zone the play is off-side. A player in possession and control of the puck is permitted to precede the puck across his attacking blue line, but once the puck has initially crossed the blue line, this exception to the rule expires and the player may not continue to violate the basic off-side rule.

→ Situation 18

If a player has possession of the puck in the Neutral Zone, turns around and skates backwards, and precedes the puck across the attacking blue line while still in possession and control of the puck, is he considered to be off-side?

No. Rule Reference 630(b).

As long as he establishes possession and control in the Neutral Zone before and while he crosses the line, play shall be permitted to continue.

→ Situation 19

An off-side is created when the puck is carried into the Attacking Zone. At which Neutral Zone face-off spot shall the ensuing face-off be conducted?

At the face-off spot closest to the location where the puck crossed the blue line. Rule Reference 630(c).

→ Situation 20

The puck is shot by a player from behind his defending blue line. A teammate who is already in the Neutral Zone skates down the ice and precedes the puck across his attacking blue line. Off-sides is called. Where does the face-off take place?

The puck is to be faced-off at the point of origin of the shot. Rule Reference 630(c).

→ Situation 21

The puck is passed by a player in the Neutral Zone to a teammate near his attacking blue line, but the puck is deflected by an opponent, thereby causing the receiving player to be over the blue line ahead of the puck. Play is stopped for the off-side. Where is the face-off held?

At the point of origin of the pass (regardless of any deflection by the opposing team). Rule Reference 630(c).

→ Situation 22

When the puck is batted with a high stick to a teammate who is off-side, what infraction takes precedence and where is the ensuing face-off?

The high stick infraction takes precedence and the ensuing face-off will take place at a Defending Zone face-off spot of the offending team. Rule References 630(c) and 621(c).

As a general rule, the more “serious” infraction is penalized.

→ Situation 23

The Linesman makes an obvious error as he stops play for an off-side at the blue line. Should the ensuing face-off take place at center ice?

No. Rule References 630(e).

The ensuing face-off should take place at the nearest Neutral Zone face-off spot.

The following situations apply in classifications where both the delayed off-side and the “tag-up” (to nullify a delayed off-side) do not apply — Youth and Girls’ 12 & under age classifications and below.

→ Situation 24

An attacking player has both skates in his Attacking Zone. An opposing player has possession of the puck in the Neutral Zone. If the player in possession of the puck carries or passes the puck back into his Defending Zone while that attacking player is still in the zone, is the attacking player off-side?

No. Rule Reference 630(b).

Off-sides is nullified if the defending team carries or passes the puck back into their defensive zone.

→ Situation 25

A defending player shoots the puck into the Neutral Zone. It then deflects off another defending player in the Neutral Zone back into his Defending Zone while an attacking player is in the zone. Is the play off-side?

Yes. Rule Reference 630(b).

Any deflection, whether off a teammate, an opponent, an Official, or the boards or glass creating an off-side situation at the blue line, must be treated as such. The puck deflecting off a defending player is not the same as a defending player carrying or passing the puck back into his Defending Zone.

→ Situation 26

An attacking or defending player in an end zone shoots the puck into the Neutral Zone. The puck hits an Official in the Neutral Zone and deflects off the Official back into the end zone while an attacking player is still in the Attacking Zone. Where is the ensuing face-off?

At the point of deflection. Rule Reference 630(b).

Any deflection, whether off a teammate, an opponent, an Official, or the boards or glass creating an off-side situation at the blue line, must be treated as such. Officials must always strive to position themselves in such a manner that would allow the puck to leave the zone before striking them, thereby creating the off-side situation.

→ Situation 27

The puck is deliberately shot directly on goal by an attacking player in the Neutral Zone with a teammate clearly positioned in the Attacking Zone. What is the proper ruling?

Intentional off-sides. Rule Reference 630(c).

There was no chance for that play to be on-side.

→ Situation 28

An attacking player in the Neutral Zone passes the puck to a teammate who is completely in the Attacking Zone. However, the puck is deflected by the opponent before entering the zone. Is this play off-side?

Yes. Rule Reference 630(c).

Any deflection off a teammate, opponent, Official or rink defect does not nullify an off-side.

→ Situation 29

Team A has possession and control of the puck in their Attacking Zone. During the play the puck leaves the zone. A Team A defenseman gains control of the puck just a few feet outside of his Attacking blue line. He looks up and notices that some of his teammates are still in the Attacking Zone, not in the vicinity of the blue line and making no attempt to

leave that zone. Without any chance of making a legal play, he advances the puck one foot into his Attacking Zone and obtains a stoppage of play. Is this infraction considered to be an intentional off-sides?

Yes. Rule Reference 630(c & Note).

In this instance the attacking player deliberately secured an immediate off-sides solely for the purpose of stopping the game.

→ Situation 30

Team A has a power play and is passing the puck around in their Attacking Zone. The puck is passed back to the point and the Team A defenseman cannot handle it as the puck trickles completely outside the zone. The Team A defenseman, in a last ditch effort to keep the puck in the Attacking Zone, dives for the puck and hits it back into the Attacking Zone with three of his teammates deeper than the tops of the face-off circles. Is this situation an intentional off-sides?

No. Rule Reference 630(c & Note).

If the defenseman has made an honest effort to keep the puck in the Attacking Zone, but cannot, and in doing so happens to create an off-side infraction, intentional off-sides has not occurred and a normal delayed off-side shall be in effect.

→ Situation 31

Team A has possession and control of the puck in their Attacking Zone. During the play, the puck leaves the zone. A Team A defenseman gains control of the puck just a few feet outside of his attacking blue line. He looks and notices that some of his teammates are still in the Attacking Zone and a Team B player is converging in on him. Without any chance of making a legal play, he passes the puck directly to a teammate. Is this infraction considered to be intentional off-sides?

Yes. Rule Reference 630(c & Note).

In this instance the attacking player deliberately shot the puck to secure an immediate stoppage of play.

→ Situation 32

Team A has possession and control of the puck in their Attacking Zone. During the play, the puck leaves the zone. A Team A defenseman gains control of the puck just a few feet outside of his attacking blue line. He looks and notices that some of his teammates are still in the Attacking Zone and a Team B player converging in on him. Without any chance of making a legal play, he shoots the puck directly on goal. Is this infraction considered to be intentional off-sides?

Yes. Rule Reference 630(c & Note).

In this instance the attacking player deliberately shot the puck to secure an immediate stoppage of play.

→ Situation 33

Are there general off-side situations to help decide regular vs. intentional off-sides?

Yes. Rule Reference 630(c & Note).

Judge the intent of the attacking team. The onus is on that team to create a legal play at the blue line. If it appears that the team has knowingly gone off-side, an intentional off-side is warranted. Otherwise, a regular off-side is the proper call. A play where attacking players are barely across the blue line going into the Attacking Zone, or within a stride of clearing the Attacking Zone as the puck is crossing the blue line into the zone would be examples of regular off-side situations (timing issues). If an attacking player is bumped off-side, that would be a regular off-side.

The following situations apply in classifications where the “tag-up” (to nullify a delayed off-side) applies — Youth and Girls’ 14 & under age classifications and older, High School, Junior and all Adults.

➔ **Situation 34**

A player shoots the puck from his defending half of the Neutral Zone across his opponent’s goal line. A teammate is completely over his attacking blue line before the puck crosses that blue line and is therefore off-side (non-intentional situation). Which infraction takes precedence, the off-side or the icing?

The icing infraction takes precedence. Rule Reference 630(d) and 624(a).

As soon as the puck crosses the blue line, an off-side has occurred, even though delayed, while the icing is still a “potential” icing. The front Linesman’s first reaction in this situation must be to immediately raise his arm to signal the delayed off-side. The back Linesman should already have his arm raised to indicate the potential icing. With both Linesmen now having an arm raised for different events, the front Linesman will blow the whistle to signify “icing.” In this instance, if the puck crosses the goal line and all criteria for icing are met, play shall be stopped and the face-off shall take place in the end zone of the offending team because the icing infraction was completed.

➔ **Situation 35**

Is the defending goalkeeper eligible to play the puck on a delayed off-side (non-intentional situation) without causing a stoppage of play?

Yes. Rule Reference 630(d).

As long as the goalkeeper is not preventing the original pass or shot from entering the goal, he may play the puck without causing a stoppage of play for the off-side infraction.

→ Situation 36

During a delayed off-side (non-intentional situation) the attacking team is allowed to completely clear the Attacking Zone to nullify the delayed off-side infraction. Must all off-side players make skate contact with the Neutral Zone (white part) or the blue line to satisfy this condition?

The blue line only. Rule Reference 630(d.2).

For the purposes of this rule, the off-side players in the Attacking Zone must only make skate contact with the blue line even though, with the puck in the Attacking Zone, the blue line is considered to be a part of the Attacking Zone. The interpretation is based on the ease of identifying the blue line on the part of players and Officials. Also, by making skate contact with the line, players are merely required to establish an on-side skate position which would have applied when the puck originally entered the Attacking Zone.

→ Situation 37

During a delayed off-side (non-intentional), the only attacking player who was off-side turns to go back to the blue line to “tag up.” Before he reaches the blue line, a teammate who was on-side skates into his Attacking Zone. The original off-side player touches the blue line with one skate. At that instant his teammate is about 10 feet into the Attacking Zone. Is the delayed off-side now nullified and are all attacking team players eligible to play the puck?

No to both questions. Rule Reference 630(d.2).

At the instant the off-side player(s) make skate contact with the blue line, the Attacking Zone must be completely clear of all other attacking players. If this condition is not met, all attacking players who enter their Attacking Zone are off-side until this condition is met or until the puck leaves the zone.

→ Situation 38

The only off-side attacking player turns immediately and makes skate contact with the blue line. At that instant a teammate is crossing the blue line and has one skate completely across the blue line into the Attacking Zone and

the other skate fully on the blue line and not touching any part of white Neutral Zone ice. Should the delayed off-side (non-intentional) be nullified?

Yes. Rule Reference 630(d.2).

Even though neither player is “clear” of the Attacking Zone and are both completely in the Attacking Zone when they contact the blue line, for the purposes of this rule both players are only required to make contact with the blue line, not the Neutral Zone.

→ Situation 39

Team A has a player trapped beyond the tops of the face-off circles in the Attacking Zone when a Team A player shoots the puck into the zone. The Linesman correctly signals a delayed off-side. A Team B player plays the puck with the blade of his stick two feet over his head and he is the next player to play the puck. The Referee stops play with the puck in the Defending Zone and the off-side Team A player still in the zone. Where is the face-off?

At the end zone face-off spot closest to the goal of the attacking team. Rule References 630(d.3 & c. Note) and 621(c).

Even though the puck was played with a high stick, the original infraction was intentional off-sides. In this situation, the whistle should be blown as soon as the puck is shot into the zone because of the player who is deep in the Attacking Zone.

→ Situation 40

When attempting to advance the puck, may a defending player carry the puck anywhere in his Defending Zone with a delayed off-side (non-intentional) in effect?

Yes, as long as he is not being forced deeper into his zone by an attacking player. Rule Reference 630(d.4).

The intent of the delayed off-side rule is to keep play in progress as long as the defending team has a reasonable opportunity to advance the puck out of the Defending Zone

and moves promptly to do so. The attacking team is not required to “tag up” at the blue line in order to nullify the offside if it elects not to.

However, when the Linesman becomes aware that one or more off-side attacking players are not returning to the blue line, he should be alert to stop play as soon as the defending puck carrier is forced back further into his Defending Zone or as soon as contact, however slight, is made with the puck or puck carrier.

In addition, the defending team is not to be permitted to take advantage of this rule to delay the game. The Linesman must stop play immediately for the off-side infraction when it becomes apparent that the defending puck carrier is not making a serious attempt to advance the puck out of his zone.

→ Situation 41

The puck is shot by an attacking player from the Neutral Zone into a corner with a teammate off-side (non-intentional situation). The off-side player continues toward the corner in an obvious attempt to play the loose puck. A defending player is slightly closer to the puck and it appears that he will get to the puck before the attacking player. Should the Linesman continue to delay the off-side call?

No. He should stop the play immediately. Rule Reference 630(d.4).

As a general rule, when one or more off-side players decline to turn immediately and go back to the blue line to “tag up” and instead continue in pursuit of the puck, play should be stopped immediately. The potential for unnecessary body contact should not be allowed in a situation where an infraction (off-sides) has already occurred. However, there are exceptions to this general rule. If it is apparent that a defending player will reach a loose puck well ahead of any off-side attacking player and will have a reasonable chance to advance the puck out of his Defending Zone, or if a defending player already has possession of the puck with a similar reasonable chance to advance the puck, play should be permitted to continue. But, where there is any doubt this will occur, the Linesman is expected to stop play immediately.

→ Situation 42

The puck is shot directly on goal by an attacking player in the Neutral Zone with a teammate in the Attacking Zone (non-intentional situation). Should the Linesman allow play to continue under the delayed off-side rule?

No. Rule Reference 630(d.5).

As soon as the Linesman is aware that the puck will not be intercepted by a defending player before it reaches the goal and/or goalkeeper, he must stop play immediately due to the off-side (last play face-off).

→ Situation 43

May a goal ever be allowed during the course of a delayed offside?

No. Rule Reference 630(d.5).

The attacking team caused the puck to enter the end zone illegally, therefore no goal may be scored while the delayed off-side is in effect. Even if the defending team shoots, passes or deflects the puck into its own goal, a goal may not be allowed.

→ Situation 44

Team A shoots the puck into its Attacking Zone just prior to all Team A players clearing the zone. The puck is headed towards the goal. Prior to the puck reaching the goal area, Team A has completely cleared the zone and the puck enters the goal. Is this off-sides or a goal?

This is treated as off-sides and the goal must be disallowed. A goal cannot be scored when the puck entered the zone illegally. Rule Reference 630(d.5).

The key here is that the puck was headed on goal during the delayed off-side, no matter how brief it was. Under normal circumstances, the delayed off-side would be nullified as soon as Team A clears the zone. In this situation, if the Official responsible for the call at the blue line determines that the puck is headed on goal, the play must be stopped immediately.

As a final reminder regarding the preceding situations:

- 1-23 apply for all classifications
- 24-33 apply in classifications that play using the immediate off-sides rule (Youth and Girls' 12 & under age classifications and below)
- 34-44 apply in classifications that play using the delayed off-sides rule (Youth and Girls' 14 & under and older)

RULE 631 PUCK OUT OF BOUNDS OR UNPLAYABLE

→ Situation 1

The puck is shot and gets lodged between the blade and the boot of a player's skate. Should the play be allowed to continue or shall the Referee stop play?

The Referee shall stop play immediately. Rule Reference 631(a).

This situation is similar to the puck getting caught in a player's equipment or clothing. In this situation, the puck is deemed to be unplayable.

→ Situation 2

A player in his defending zone attempts to pass the puck to a teammate in the neutral zone. The puck strikes an opponent who is seated on his players' bench, completely off the playing area. Where is the ensuing face-off?

At the nearest point from where the puck was shot, along an imaginary line connecting the end spots. Rule Reference 631(a) and 612(b).

The player shooting the puck caused the stoppage of play, regardless of which bench the puck entered. The players' benches are not part of the playing area.

→ Situation 3

A Team A player, in his attacking half of the Neutral Zone, shoots the puck so as to go over the Team B goal and directly leave the rink. Where is the face-off?

At the nearest point to where the puck was last played, along the imaginary lines on each side connecting the face-off spots. Rule References 631(a) and 612(c).

Had the puck been shot from behind the center red line, icing would be called and the face-off would be held at a Defending Zone face-off spot of the offending team.

→ Situation 4

A Team A player, in the Neutral Zone but on his attacking side of the center red line, shoots the puck which deflects off Team B's goal post and directly out of the rink. Where is the face-off held?

At the nearest point to where the puck was last played, along the imaginary lines on each side connecting the face-off spots. Rule References 631(a) and 612(c).

The attacking player caused the stoppage of play.

→ Situation 5

The puck is shot by an attacking player in his Attacking Zone and it deflects directly off the top crossbar of the goal and leaves the playing area. Where is the ensuing face-off?

At the nearest Neutral Zone face-off spot. Rule References 631(a) and 612(c).

The stoppage was caused by the attacking player in the Attacking Zone.

→ Situation 6

An attacking player on his attacking side of the Neutral Zone shoots the puck which hits the goal light located above the glass. Where is the ensuing face-off?

At the nearest point to where the puck was last played, along the imaginary lines on each side connecting the face-off spots. Rule References 631(a) and 612(b).

Had the puck been shot by an attacking player in the Attacking Zone, the face-off would take place at the nearest Neutral Zone face-off spot. If originating from behind the center red line, icing should be called.

→ **Situation 7**

The puck is shot from directly behind the goal and either goes through a hole in the netting or passes under the goal frame itself and continues out in front of the goal where it is played by a defending player. In this situation, should play be stopped?

Yes. Rule Reference 631(a).

Play must be stopped immediately when the puck goes under the goal frame or through the netting. The ensuing face-off would be held at the nearest end zone face-off spot, regardless of which team last played the puck behind the goal.

→ **Situation 8**

An attacking player in his attacking half of the Neutral Zone or in his attacking zone, shoots the puck so that it rebounds off the end boards onto the back of the defending team's goal. The Referee stops play after a defending player is unable to play the puck off the netting within three seconds. Where is the ensuing face-off?

At the Neutral Zone face-off spot nearest to the point where the shot originated. Rule References 631(a) and 612(c).

The attacking player who shot the puck caused the stoppage of play.

→ **Situation 9**

An attacking player in his Attacking Zone shoots the puck so that it rebounds off the end boards onto the back of the defending team's goal. The Referee stops play after players from either team are unable to play the puck off the netting within 3 seconds. Where is the ensuing face-off?

At the Neutral Zone face-off spot nearest to the point where the shot originated. Rule References 631(d) and 612(c).

The attacking player who shot the puck caused the stoppage of play.

→ Situation 10

An attacking player shoots the puck so that it rebounds off the end boards onto the back of the defending team's goal. A defending player prevents an attacking player from playing the puck off the netting. The Referee stops play. Where is the ensuing faceoff?

At the nearest end face-off spot of the defending team. Rule References 631(d) and 612(c).

Although the attacking player shot the puck onto the back of the goal and the stoppage of play was caused by the puck remaining on the back of the goal for more than three seconds, the action of the defending player prevented the attacking player from playing the puck. Therefore the ensuing face-off must take place in the Attacking Zone.

RULE 632 PUCK IN MOTION OR OUT OF SIGHT**→ Situation 1**

Two opposing players skate into the corner in an effort to move the puck out of the corner. During their attempts, a third player takes more than two strides and charges into the opposing player who is attempting to move the puck. Should the Referee stop play?

Yes. Rule Reference 632(a. Note).

The Referee must stop play the instant he realizes that unnecessary contact will result from allowing the play to continue. If contact is made in this instance, he must assess a penalty to the third player who entered the corner for the charging infraction.

The intent of this rule is to keep the play moving and eliminate whistles for a frozen puck along the boards. If any player commits any infraction against an opposing player, such as Charging, Boarding, Elbowing, etc., he must be penalized for this infraction.

→ Situation 2

The puck is outside the crease. The goalkeeper, who is lying on the ice after making a save, reaches out and partially covers the puck with his glove. The Referee does not feel that the goalkeeper has sufficient control of the puck and so he allows play to continue. A moment later an attacking player shoots the partially covered puck into the goal. The Referee allows the goal. Did the Referee use good judgment?

The Referee must make the judgment as to whether or not the goalkeeper has sufficient possession and control of the puck to warrant a stoppage of play. A partial coverage of the puck in the crease, with the goalkeeper clearly in control of his own movements and of the puck, would likely satisfy this requirement. Conversely, a desperate lunge for a puck lying outside the crease boundaries resulting in the same partial coverage probably would not. Rule Reference 632(a).

While Referees are expected to act quickly to prevent possible altercations around the goal area by means of prompt stoppages when the puck has been frozen, Referees are not expected to act as an extra arm for goalkeepers by stopping play every time a goalkeeper touches the puck in an obvious attempt to cover it. If the Referee has lost sight of a puck that is only partially covered, play should be stopped immediately. But if the puck is clearly visible and the possession and control criteria have not been met, play should be permitted to continue.

→ Situation 3

The puck is outside the crease and the goalkeeper, who is lying on the ice after making a save, reaches out and partially covers the puck with his glove. What happens if the Referee is satisfied that the goalkeeper has enough control to cause a stoppage, but before he can get his whistle to his mouth the puck is shot into the goal? Goal or no goal?

No goal. Rule Reference 632(a).

As soon as the Referee decides that play should be stopped, that is when play is stopped. Whether or not the puck enters the goal in the split second it takes between the time he has reached that decision and the time it takes to bring the whistle to his mouth and blow it is not a factor.

→ Situation 4

Two opposing players skate into the corner in an effort to hold the puck along the boards until the Officials stop play. When should the Official stop play?

The Official must only stop play if a player falls onto or is knocked down onto the puck, or if it is evident that unnecessary contact will result from allowing the play to continue. Rule References 632(a Note & b).

The Referee must use verbal commands during this play in an attempt to keep play moving. He cannot blow the whistle simply because two opposing players want to obtain a stoppage. Whenever a player falls on the puck, play must be stopped immediately. If a player intentionally falls on the puck, a minor penalty for Delaying the Game must be called. In the instance in which only one player intentionally holds the puck along the boards for three seconds, the Referee shall have no alternative but to assess a minor penalty for Delaying the Game to the offending player.

→ Situation 5

A player is playing the puck along the boards with his skates or stick, but not advancing the puck in an attempt to obtain a stoppage of play. What should the Referee do if this action continues?

Initially the Referee should verbally alert the player to advance the puck, provided he is not being checked. If, after approximately three seconds expire, no attempt has been made to advance the puck, the Referee shall stop play and assess a minor penalty for delaying the game. Rule References 632(b) and 610(a).

It is most important for the Referee to verbally instruct the player to move the puck.

→ Situation 6

Seconds prior to the expiration of a penalty to a teammate, a Team A player has possession and control of the puck along the boards with no opposing player near him. In an effort to allow the penalty to expire, the player attempts to “inch” the

puck along the boards hoping to momentarily stall without losing control of the puck. A Team B player enters into the play and attempts to free the puck. The Team A player then stops moving the puck and holds it between his skate and the boards for three seconds. What action should the Referee take?

The Referee must stop the play and assess a minor penalty for Delaying the Game to the Team A player. Rule Reference 632(b).

The Referee must use verbal commands during play in an attempt to keep play moving. Once the puck is held against the boards for more than three seconds by one player, the Referee must stop play and assess the penalty for Delaying the Game. The fact that the player may or may not have been pressured by his opponent has no bearing on the call.

→ Situation 7

What criteria should an official use when determining whether to stop play for an extra puck that has appeared on the ice?

Play should be stopped immediately if the additional puck interferes with play in any manner. Rule Reference 632(d).

Interfering with play could be as simple as having one player think the additional puck is the puck that is in play or any other response that affects the actions of the players. However, as long as the puck does not interfere in any way, play can continue until the next stoppage.

RULE 633 REFUSING TO START PLAY

→ Situation 1

A Coach has been assessed a game misconduct penalty but refuses to move more than ten feet away from his team's players' bench. What action should the Referee take?

The Coach is required to leave the players' bench area (at least 50 feet away from either side of the players' bench is a good guideline), and not attempt to direct the play of his team. Rule References 633(a) and 404(c).

If the Coach refuses to comply with either of these requirements, as he is doing above, the Referee must advise the team Captain that his team has 15 seconds to get the Coach away from the bench area or the team will be assessed a bench minor penalty. If it becomes necessary to assess the penalty, the Referee must repeat the same 15-second warning and if the Coach still refuses to move, the game must be suspended. The Coach and any offending Team Official(s) shall be assessed a match penalty and the Referee must report the incident to the proper authorities.

➔ **Situation 2**

After a disputed goal, the Coach of the team scored upon refuses to place the correct number of players on the ice. What should the Referee do?

Advise the offending team Captain that his team has 15 seconds in which to place the proper number of players on the ice. If the team does not comply, the Referee must assess the team a bench minor penalty. Rule References 633(a) and 610(h).

If it becomes necessary to assess the bench minor penalty, the Referee must repeat the same 15-second warning and if the team still refuses to place the proper number of players on the ice, the game must be suspended. The offending Team Official(s) shall be assessed a match penalty and the Referee must report the incident to the proper authorities.

➔ **Situation 3**

A team is late returning to the ice at the start of the second period because they did not like the officiating in the first period. Should the Referee assess a bench minor penalty for delay of game?

Yes, provided the team was given ample warning to return to the ice. Rule Reference 633(b).

Once the bench minor is assessed, the team will be given five minutes to resume play and failure to do so will result in suspending the game and assessing a match penalty to the responsible Team Official.

RULE 634 SLASHING**→ Situation 1**

A Team A player slashes at an opponent but only makes contact with the Team B player's stick, knocking it out of his hand. What penalty, if any, should be assessed?

A minor or a major penalty for slashing must be assessed. Rule Reference 634(a).

The opponent's stick is considered to be an extension of the player, so any slashing action directed at the stick must also be penalized.

→ Situation 2

For a slashing penalty to be assessed, must stick contact be made with the opposing player?

No. Rule References 634(a).

If the object of a slashing motion is to intimidate an opponent or to actually try to strike him, stick contact is not necessary in order for a penalty to be assessed.

→ Situation 3

A player swings his stick at an opponent during the course of an altercation. What penalty or penalties must be assessed?

The Referee has three options in this type of situation. Rule Reference 634(c).

- (1) Minor penalty for slashing plus a game misconduct,
- (2) Major penalty for slashing plus a game misconduct,
- (3) Match penalty for attempt to injure or deliberate injury of an opponent.

→ Situation 4

The goalkeeper has frozen the puck with his glove when an attacking player comes in and makes stick contact with the goalkeeper's glove. The puck comes free prior to the Referee blowing the whistle to stop play. Should the Referee allow play to continue?

No. Rule Reference 634(d).

Once the goalkeeper has clearly covered the puck, any stick contact with the glove must be penalized as slashing. The puck is considered frozen at time the Referee determines it has been covered and play has stopped at that time, even though it may take a fraction of a second to blow the whistle.

RULE 635 SPEARING

→ Situation 1

Under what circumstances should the Referee impose a major and a game misconduct penalty for spearing when there is no contact made?

The spearing rule applies whether or not actual contact is made. Rule References 635(a).

The major plus game misconduct penalty must be assessed in every instance where there is a spearing motion made directed at an opponent, even if no contact is made.

A match penalty is assessed in those instances where contact is made with a degree of force that is intended to injure the opponent.

RULE 636 START OF GAME AND TIME OF MATCH/TIMEOUTS

→ Situation 1

Should the On-Ice Officials blow the whistle at the end of a period?

Yes. Rule Reference 636(a).

In the Three Official system, it is the responsibility of the Linesman who is on the opposite side of the ice as the Referee to skate into the Attacking Zone to the goal line to assist the Referee. The other Linesman watches the clock and blows the whistle the instant time expires. The horn may not always be in working order.

In the Two Official system, the Referee on the blue line shall be responsible for blowing the whistle the instant time expires.

→ Situation 2

A team is late returning to the ice at the start of the second period. Should the Referee assess a bench minor penalty for delay of game?

Yes, provided the team was given ample warning to return to the ice. Rule Reference 636(b)

When the intermission clock is running, it is the responsibility of the team to ensure that they keep track of the time and return to the ice prior to the end of the intermission. As long as the team is heading in the direction of the ice when the intermission ends, no penalty shall be assessed.

However, if the horn sounds to end the intermission and an official has to go to the dressing room to notify the team, a bench minor penalty is warranted.

At younger levels of play where no intermission clock is used, no penalty should be assessed provided the team makes a reasonable effort to return to the ice in a timely manner.

→ Situation 3

Under what circumstances may a Referee terminate a game prematurely?

The only acceptable reason for an official to suspend a game (other than a lack of available players) is if playing conditions that are outside of the control of the participants have become unsatisfactory. Rule Reference 636(e).

Examples of conditions beyond the control of all game participants would include:

- a portion of the ice melts
- significant lighting failure (dark or long shadows)
- glass falls out or shatters and can't be replaced
- a gate falls off or cannot be locked in place
- time clock failure and no alternative timing means
- weather conditions (outdoor facility only)

The improper behavior of players, coaches and/or spectators is not a viable reason to suspend a game and the on-ice officials do not have the authority to do so.

In every instance when a game is suspended, a written report should be submitted to the Proper Authorities.

→ Situation 4

If the goalkeeper is injured within the last minute of play in a period, is it necessary for the substitute goalkeeper to replace him immediately, or can play be carried over to the next period?

The injured goalkeeper must be replaced immediately. Rule References 636(e) and 206(b).

This occurrence is not normally considered to be an “unusual delay.” However, in the case where a player or goalkeeper can’t be moved due to the seriousness of his injury, the Referee has the option of considering this to be an “unusual delay” and taking the intermission at that point.

→ Situation 5

May a team use its time-out prior to the opening face-off?

Yes. Rule Reference 636(f).

Once the Referee has blown the whistle to end the warm-up or to summon the teams for the opening face-off, any team may use its time-out.

→ Situation 6

May a team use its time-out before or during regulation play or any time during overtime?

Yes. Rule Reference 636(f).

The Official Playing Rules do not restrict when a team may use its time-out, provided that the time-out is taken during a stoppage of play.

→ Situation 7

May a team use its time-out to warm up a goalkeeper?

Yes. Rule Reference 636(f).

The time-out may be used for warming up the goalkeeper or for any other purpose. The On-Ice Officials must make sure that the warm-up does not last any longer than the allotted one minute, and that a maximum of four pucks are on the ice. It is also their responsibility to make sure that all pucks are retrieved from the ice prior to resuming play and that the net and goal are checked for pucks.

→ Situation 8

During a stoppage of play, Team A uses its time-out. May Team B warm up its goalkeeper during the Team A time-out?

Yes. Rule Reference 636(f).

During a time-out, each team may warm up a goalkeeper within the prescribed warm-up area and with a maximum of four pucks.

→ Situation 9

May a penalized player leave the penalty bench during a timeout?

No. Rule References 636(f) and 629(b).

All penalized players must remain on the penalty bench during a time-out.

→ Situation 10

Team A takes its time-out during a stoppage of play. After the time-out has expired and before play resumes, Team B requests to have its time-out during the same stoppage. Should the Referee allow the second time-out to take place?

No. Rule Reference 636(f).

Each team is allowed to take one time-out during any stoppage of play. But if Team B wishes to take its time-out, it must be requested before the expiration of the Team A time-out.

→ Situation 11

Both teams line up for a face-off late in the game. Just prior to the conducting of the face-off, Team A requests a time-out. Is the Referee obligated to allow this time-out to take place?

No. Rule Reference 636(f).

Once the line-up procedure has been completed (both teams had an opportunity to change players), the Referee may not allow any request for a time-out.

RULE 637 THROWING STICK/OBJECT**→ Situation 1**

Attacking player A1 in his Attacking Zone passes the puck to teammate A2, but before the puck reaches A2 the opposing goalkeeper throws his stick and deflects the puck out of the zone. Which of the two players is to be designated as the “fouled player” and allowed to take the ensuing penalty shot?

Player A1. Rule Reference 637(a).

Even though the puck was passed to player A2, player A1 was the last attacking player to have possession and control of the puck prior to the infraction.

→ Situation 2

A defending player throws his stick along the ice at an attacking player in possession and control of the puck. The attacking player is in his Attacking Zone when the stick is thrown. The stick does not hit the puck or the player, but the player loses possession of the puck. Is a penalty shot to be awarded?

Yes. The offended team has a penalty shot/optional minor penalty option. Rule Reference 637(a).

When a defending player throws his stick in the direction of the puck that is in his Defending Zone, a penalty shot must be awarded. In this situation the Referee cannot be expected to determine whether the stick caused the attacking player to lose his concentration or if he lost possession by his own actions.

→ Situation 3

With the puck in his Defending Zone, a defending player deliberately throws his stick at an opponent who does not have possession of the puck. The stick does not interfere with a scoring opportunity. What penalty is to be assessed?

A minor penalty for Interference. Rule References 637(a) and 625(a.7).

If a stick is thrown at an opponent who does not have possession of the puck, a minor penalty for interference must be assessed, regardless of in which zone the puck is located. A penalty shot should only be awarded if the stick is thrown in the direction of the puck when the puck is in the Defending Zone.

→ **Situation 4**

A defending player in his Defending Zone throws his stick at an opponent who has possession of the puck in the Neutral Zone. What is the proper penalty to be assessed?

A minor penalty. Rule References 637(a).

The determining factor in the awarding of a penalty shot or the assessment of a minor penalty is the location of the puck at the time of the infraction.

→ **Situation 5**

The goalkeeper has been removed from the ice. An attacking player has no defending player to pass and a chance to score on an open net. The Coach of the defending team throws a stick off the bench preventing a shot on the open net. What is the proper call?

Either a penalty shot/optional minor or awarded goal shall apply. Rule References 637(b).

If the interference by the stick clearly prevented an “obvious and imminent goal,” then the awarded goal ruling is proper. If such an imminent goal is not applicable, then the penalty shot/optional minor penalty ruling is proper.

→ **Situation 6**

With an attacking player in the Attacking Zone on a breakaway, a stick is thrown from the opposing team’s players’ bench and as a result the Referee assesses a penalty shot. Should the Referee also assess a bench minor penalty for throwing the stick?

No. Rule References 637(b).

Only one penalty should be assessed for this single infraction. In this instance, the penalty shot/optional minor is assessed in lieu of the bench minor penalty.

➔ **Situation 7**

Having been substituted for by another player, a goalkeeper throws his stick at the opposing team's puck carrier, who has no opponent between himself and the "open goal." The goalkeeper is at his players' bench when he throws the stick. Should a penalty shot be assessed or a goal awarded?

The Referee has the option of either a penalty shot or awarded goal, depending on his perception of whether a goal was actually prevented. Rule Reference 637(b).

In general, if the thrown stick clearly affects the movements of the puck carrier or the puck, then an awarded goal would be proper. If the stick clearly did not affect either the puck carrier or the puck, then a penalty shot would be proper and a goalkeeper would go onto the ice to defend against it. The awarded goal decision only applies if the goalkeeper is at the bench (he is then considered "off the ice"). If he is on the ice and the infraction occurred in the goalkeeper's Defending Zone, then the penalty shot is the Referee's only option. If the infraction occurred in any other zone, a minor penalty must be assessed.

➔ **Situation 8**

With the goalkeeper off the ice, an opposing player gains possession of the puck on a breakaway in the Neutral Zone, and the puck is knocked off his stick by a stick thrown by a trailing defending player. The attacking player himself is not interfered with, and would easily be able to regain possession of the loose puck, continue on his breakaway and (in the Referee's opinion) score a goal. Should the Referee stop play immediately and award the goal?

Yes. Rule References 637(b).

In this situation the offended player is not required to be in his Attacking Zone for an awarded goal to apply when a stick or other object is thrown or shot. Note also that if the Referee does not feel that the player would have had a clear shot on goal had the thrown stick not occurred, then the proper call is a minor penalty since the infraction did not occur in the offending player's Defending Zone.

→ **Situation 9**

The Referee has signaled a delayed penalty on Team A, and Team B has substituted for its goalkeeper. The puck deflects off a Team B player and is heading for Team B's empty goal. A Team B player is chasing the puck and just before it enters the goal, he throws his stick at the puck and knocks it away from the goal. Should the Referee assess a penalty shot or award the goal?

Award the goal. Rule References 637(b).

He must also assess the delayed penalty to Team A.

→ **Situation 10**

With the goalkeeper off the ice, an attacking player has no defending player to pass and a chance to score on the open goal. The Coach of the defending team throws a stick off the players' bench preventing a shot on the open goal. What penalty is imposed?

Award a goal to the non-offending team. Rule References 637(b).

It makes no difference whether or not the stick is thrown from the bench or from the ice, a goal is always awarded in this situation if a clear scoring opportunity is lost.

→ **Situation 11**

With the goalkeeper off the ice, an attacking player has no defending player to pass and a chance to score on the open goal. The Coach of the defending team throws a stick off the players' bench onto the ice, but the stick does not interfere

with any opponent or the puck. Play continues and the attacking player scores a goal into the open goal. What penalty is imposed?

No penalty is assessed. Rule References 637(b) and 601(b.3).

Because a goal was scored, the bench minor penalty which would otherwise have been assessed is nullified. This is not an awarded goal situation because no immediate scoring opportunity was lost because of the thrown stick.

→ Situation 12

A player throws his stick outside the playing area after a goal has been scored against his team. What penalty should be assessed?

A misconduct or game misconduct penalty. Rule Reference 637(c).

When a player throws his stick outside the playing area, not in the direction of any spectators, a misconduct penalty must be assessed. If a player throws his stick as a violent act or in the direction of any spectators, a game misconduct penalty must be assessed.

→ Situation 13

A player breaks his stick and instead of dropping it on the ice he deposits it over the boards and outside of the playing area. Does this action warrant a penalty?

Yes. A misconduct penalty must be assessed. Rule References 637(c).

Even though the player may be trying to keep the broken stick off the ice, the Referee has no choice but to assess a misconduct penalty to that player.

RULE 638 TIED GAMES**→ Situation 1**

What is USA Hockey's policy regarding overtime played with a reduced number of players and shoot-outs?

Affiliates and Local Governing Bodies have the authority to establish overtime guidelines for games under their jurisdiction. Rule Reference 638 (c. Note).

The Local Governing bodies who establish their own overtime policy related to reduced players and/or a shoot-out are recommended to also provide guidelines as to how these rules should be managed. USA Hockey has established some recommended guidelines for these procedures that are outlined on usahockey.com.

RULE 639 TRIPPING/CLIPPING/LEG CHECKING**→ Situation 1**

For a tripping penalty to be assessed, must the fouled player fall to the ice?

No. Rule Reference 639(a).

The Rule uses the words “trip or fall” to describe the offense. In the case where a player does not fall, it must be clearly obvious his progress was impeded and a competitive advantage was gained as a result of the tripping action.

→ Situation 2

The goalkeeper skates out of his goal crease to meet an attacking player on a breakaway and deliberately trips the player as he tries to go around the goalkeeper. What penalty should be assessed?

A minor penalty. Rule References 639(a.1).

This situation does not call for a penalty shot because the player has not been fouled from behind.

→ Situation 3

A defending player leaves his feet and slides into the puck carrier. The defending player gains possession of the puck and the attacking player falls to the ice after being hit by the defending player's body. Should a penalty be assessed?

Yes. Rule References 639(a.2).

When a player leaves his feet and slides into an opponent, thereby causing him to fall, a penalty for tripping must be called regardless of who gains possession of the puck. The only exception is when a player drops to his knees to block a shot and his momentum carries him into the player shooting the puck, causing him to fall. In that event, no penalty is to be assessed.

→ Situation 4

What are examples where a major penalty for tripping should be assessed.

Leg checking and clipping are the two common tripping actions calling for a major penalty. Rule Reference 639(a.2.3).

Extended the leg (Leg Check) to deliver a check to a player skating in the opposite direction has the potential to seriously injure the opponent and must be strictly enforced.

Extended the leg behind a player and taking their feet out from under them, especially when used in conjunction with a push to the chest area (Slew Foot) is also an injury potential infraction that must be penalized.

Finally, a player who deliberately ducks or leaves his feet for the purpose of contacting an opponent at or below the knees (Clipping) is worthy of a major penalty when the result is the opponent being placed in a vulnerable position.

RULE 640 UNNECESSARY ROUGHNESS (ROUGHING)**→ Situation 1**

May a Referee assess a major penalty for roughing in lieu of a major penalty for fighting?

No. Rule Reference 640(a).

A major penalty for roughing may only be assessed when a player body checks an opponent after the whistle or for body checking in a non-checking classification.

→ Situation 2

How much pushing and shoving should the Referee allow after the whistle before assessing penalties?

A strict standard should be established to eliminate this action. Rule Reference 640(a).

Officials should enforce any unnecessary contact after the whistle with a strict penalty standard. When at all possible, the aggressor should be identified and assessed an additional minor penalty in order to hold them accountable for starting the situation.

Oftentimes, officials will only assess penalties after several warnings or after a player retaliates, in which case they go back and assess one minor penalty to each player, even though they had no intention of assessing the first penalty until the retaliation occurred. This approach discredits the officials and will only create more problems later in the game.

→ Situation 3

What is the USA Hockey interpretation of illegal body checking to a player who is no longer in possession and control of the puck?

Any avoidable check delivered to a player who is no longer in possession and control of the puck. Rule Reference 640(b).

A player is considered to still be in possession of the puck after he releases it up until the point the puck is next played by another player. An avoidable check delivered to a player after he has released the puck must be penalized under this rule.

An avoidable check is when the player delivering the check has an opportunity to avoid contact once it is realized the opponent no longer has possession and control of the puck.

The concept of “finishing the check” is one that is meant to intimidate or punish the opponent and has no place in youth hockey. Provided this check is avoidable, it must be penalized in every instance.

→ Situation 4

What degree of force is needed in order to assess a penalty for making avoidable physical contact with an opponent after the whistle?

No force is needed. Rule Reference 640(c).

The key is avoidable and unnecessary contact, regardless as to how much force is used. There is no purpose for making any deliberate contact with the opponent during a stoppage of play and this action must be penalized strictly.

APPENDIX I
SUMMARY OF
PENALTIES



The following summary of penalties is intended for general application of the rules. Specific situations may require different applications. All referenced rules should be consulted for exact language.

Minor Penalty

Personal Fouls

- 601(a) Unsportsmanlike Conduct
- 601(a.4) Shooting puck after whistle
- 613(e) Face-off interference
- 615(a) Instigator of fighting
- 615(e) Players not going to bench after warning during altercation
- 622(a) Holding
- 625(a) Interference
- 625(a.8) Interfering with goalkeeper in crease
- 625(a.9) Interference by player on bench
- 629(b) Leaving penalty bench prematurely
- 634(d) Stick contact with goalkeeper
- 639(a.2) Clipping (leaving feet)

Delay of Game, Player or Goalkeeper

- 309(a,c) Adjusting clothing/equipment
- 610(a) Freezing puck along boards or net
- 610(b) Goalkeeper intentionally stops play
- 610(c,d) Batting/shooting puck out of rink
- 610(e) Deliberate goal displacement
- 610(h) Continued improper face-off position
- 613(d) Second face-off violation, same team
- 614 Falling on puck
- 618(a) Picking up puck from ice
- 632(b) Freezing puck along boards

Goalkeeper Infractions

- 303(g) Wearing illegal equipment
- 406(c) Thrown stick during penalty shot
- 407(c) Participating in play across center line
- 605(c) Going to bench for stick at stoppage
- 610(g) Piling up obstacles in front of goal
- 610(g) Dropping puck onto goal netting
- 615(e) Leaving crease area during altercation
- 618(c) Holding puck more than three seconds

Stick and Equipment Violations

- 301(c) Playing with an illegal stick
- 301(c) Player playing with goalkeeper stick
- 301(e) Playing with more than one stick
- 304(a) Playing without helmet/facemask
- 304(b) Equipment not worn under uniform
- 605(a) Playing with a broken stick
- 605(b) Receiving an illegal stick
- 615(a) Dropping glove(s)/stick in altercation
- 637(a) Throwing a stick (non-Penalty Shot)

Bench Minor Penalty

- 104(e) Goalkeeper warm-up area
- 203(a) Roster addition during game
- 204(b) Improper goalkeeper substitution
- 205(a) Too many players on the ice
- 205(c) Goalkeeper to bench at stoppage
- 205(d) Illegal entry from penalty bench
- 206(d) Injured/penalized player returns prematurely
- 301(c) Stick measurement legal
- 307(c) Equipment measurement (legal)
- 308(a) Use of electronic devices
- 601(b) Abuse of officials and other misconduct
- 601(g) Alcohol, tobacco, smoking on bench
- 610(h) Continued incorrect players on ice
- 633(a) Refusing to start play
- 633(b) Refusing to go on ice

Minor or Double Minor Penalty

- 640(a) Unnecessary roughness

Minor or Major (major plus game misconduct required if resulting in injury)

- 603(a) Boarding
- 604(c) Body-checking in no-check game
- 607(a,c) Charging
- 609(a) Cross-Checking
- 611(a) Elbowing
- 621(a) High-sticking
- 623(a) Hooking
- 628(a) Kneeing
- 634(a) Slashing
- 639(a) Tripping/Leg checking
- 640(b) Avoidable check
- 640(c) Checking opponent after whistle

Minor, Major or Major plus Game Misconduct

- 620(a) Head Contact

Minor plus Misconduct or Major plus Game Misconduct

- 608(a) Checking from behind

Major plus Game Misconduct

- 606(a) Butt-ending
- 608(b) Checking From Behind (head first)
- 615(a,b) Fisticuffs
- 619(a) Head-butting
- 622(b) Holding/grabbing facemask
- 627(a) Push off opponent with skate
- 629(a) Leaving Bench in Altercation
- 635(a) Spearing

Minor, Double Minor or Major plus Game Misconduct

- 615(a) Fighting (retaliation)

Minor plus Misconduct Penalty

- 301(d) Not surrendering stick for measurement

Minor plus Game Misconduct Penalty

- 615(a) Drop glove(s)/stick, instigate altercation

Bench Minor or Game Misconduct or both

- 629(d) Team Official on ice without permission

Match Penalty Option

- 606(b) Butt-ending
- 608(c) Checking from behind
- 615(c) Deliberately removing helmet during altercation
- 619(b) Head-butting
- 620(c) Head Contact
- 622(c) Holding/grabbing facemask

Match Penalty (only)

- 305(b) Taped hand, cutting opponent
- 601(f) Abuse of officials and other misconduct
- 602(a) Deliberate or attempt to injure opponent or game official
- 627(b) Kicking opponent
- 633(a,b) Suspended game—refusal to start play

Misconduct Penalty

- 304(g) Equipment violation (after warning)
- 305(b) Playing with cut palm on glove
- 406(b) Distraction during penalty shot
- 601(a) Persisting in unsportsmanlike conduct
- 601(c) Abuse of officials and other misconduct

Game Misconduct Penalty

- 401(b) Five penalties to same player in game
- 403(b) Second major penalty in same game
- 601(a) Persisting in unsportsmanlike conduct
- 601(e) Abuse of officials and other misconduct
- 615(c) Removing helmet prior to or during an altercation
- 615(d) First to intervene in altercation
- 626(c) Player interference with spectator

Misconduct or Game Misconduct Penalty

- 601(d) Abuse of officials and other misconduct
- 637(c) Stick thrown out of playing area

Game Misconduct or Match Penalty

- 634(c) Swinging stick at opponent in altercation

Penalty Shot (only)

- 205(e) Deliberate illegal substitution
- 610(e) Goalkeeper deliberately displaces goal, no breakaway
- 610(f) Deliberate removal of helmet/facemask, breakaway
- 629(c) Illegal entry, breakaway
- 637(b) Thrown stick, breakaway

Penalty Shot or Awarded Goal

- 610(e) Deliberate goal displacement in scoring opportunity
- 614(b) Player falling on puck in crease
- 616(b,c) Fouled from behind on breakaway
- 618(a) Player picking up puck from crease
- 637(a) Stick thrown at puck in Defending Zone

Awarded Goal (only)

- 610(e) Deliberate goal displacement preventing a goal
- 625(c) Goalkeeper stick left in front of goal, preventing a goal

APPENDIX II
SUMMARY OF
FACE-OFF LOCATIONS



Center Ice Spot

- 612(a) Start of game and periods
- 612(a) Goal scored
- 612(a) Premature goalkeeper substitution (normal)

Neutral Zone Spot

- 409(a.2) Coincident icing and delayed penalty
- 612(c) Stoppage by attacking player in Attacking Zone
- 612(c) Attacking player shoots puck onto netting
- 612(d) Gathering of players
- 625(b) Goal crease violation
- 630(c) Puck carried off-side
- 630(e) Off-side error by officials
- 631(d) Attacking team makes puck unplayable

End Zone Face-Off Spot

- 406(c) Unsuccessful penalty shot attempt
- 612(b) Last play face-off between end spots and end boards
- 612(b) Defending player shoots puck onto netting
- 612(f) Goal illegally scored off official
- 618(c) Goalkeeper throws puck forward
- 621(c) High-sticked puck
- 621(d) Slap shot, 10 & under and younger
- 624(a) Icing
- 624(c) Icing error by officials
- 630(c) Intentional off-side
- 632(c) Bringing puck back into Defending Zone

Last Play Face-Off

- 205(b) Premature goalkeeper substitution (exception)
- 409(a) Penalty on team in possession
- 409(a) Stoppage following delayed penalty signal
- 612(b) Fouls by players on both sides simultaneously
- 612(b) General rule
- 618(a) Hand pass
- 626(a,b) Interference by spectators
- 629(e) Off-side player entering from players' bench
- 630(c) Puck passed off-side
- 631(a) Puck strikes overhead obstruction/rink defect
- 632(a) Stalled puck between opposing players
- 632(a) Puck out of sight of Referee

APPENDIX III
OFFICIAL SIGNALS



BOARDING

Striking the closed fist of the hand once into the open palm of the other hand.

**BODY CHECKING (NON-CHECKING CLASSIFICATIONS)**

The palm of the non-whistle hand is brought across the body and placed on the opposite shoulder.

**BUTT-ENDING**

Moving the forearm, fist closed, under the forearm of the other hand held palm down.



CHARGING

Rotating clenched fists around one another in front of chest.



CHECKING FROM BEHIND

Arm placed behind the back, elbow bent, forearm parallel to the ice surface.



CROSS-CHECKING

A forward motion with both fists clenched, extending from the chest.



DELAYED CALLING OF PENALTY

The non-whistle hand is extended straight above the head.



DELAYED WHISTLE (SLOW WHISTLE)

(Blue-Line Off-Sides, Delayed Off-Side Classifications Only)

The non-whistle hand is extended straight above head. If play returns to Neutral Zone without stoppage, or as soon as the offending team clears the zone, the arm is drawn down.



DELAYING THE GAME

The non-whistle hand, palm open, is placed across the chest and then fully extended directly in front of the body.



ELBOWING

Tapping the elbow with the opposite hand.



FIGHTING (ROUGHING)

One punching motion to the side with the arm extending from the shoulder.




GOAL SCORED

A single point, with the non-whistle hand, directly at the goal in which the puck legally entered, while simultaneously blowing the whistle.




HAND PASS

The non-whistle hand (open hand) and arm are placed straight down alongside the body and swung forward and up once in an underhand motion.

**HEAD CONTACT**

Non-whistle hand placed palm inward on the back of the helmet.

**HIGH-STICKING**

Holding both fists clenched, one immediately above the other, at the side of the head.



HOLDING

Clasping the wrist of the whistle hand well in front of the chest.



HOLDING THE FACEMASK

Closed fist held in front of face, palm in and pulled down in one straight motion.



HOOKING

A tugging motion with both arms, as if pulling something toward the stomach.



ICING

When the puck is shot or deflected in such a manner as to produce a possible icing situation, the back linesman will signal to his partner by raising his non-whistle hand over his head (same as Slow Whistle). The instant that the conditions required to establish "icing the puck" have occurred, the front linesman will blow his whistle to stop play and raise his non-whistle hand (same as Slow Whistle). The back linesman will give the icing signal by folding his arms across his chest.

**INTERFERENCE**

Crossed arms stationary in front of chest with fists closed.



KNEEING

A single tap of the right knee with the right hand, keeping both skates on the ice.



MATCH PENALTY

Tap open palm of hand on top of the head.



MISCONDUCT

Placing of both hands on hips one time.



PENALTY SHOT

Arms crossed (fists clenched) above head.

**SLASHING**

One chop of the hand across the straightened forearm of the other hand.

**SPEARING**

A single jabbing motion with both hands together, thrust forward from in front of the chest, then dropping hands to the side.



TIME-OUT OR UNSPORTSMANLIKE CONDUCT

Using both hands to form a “T.”



TRIPPING

Strike the side of the knee and follow through once, keeping the head up and both skates on the ice.



“WASHOUT”

Both arms swung laterally across the body at shoulder level with palms down.

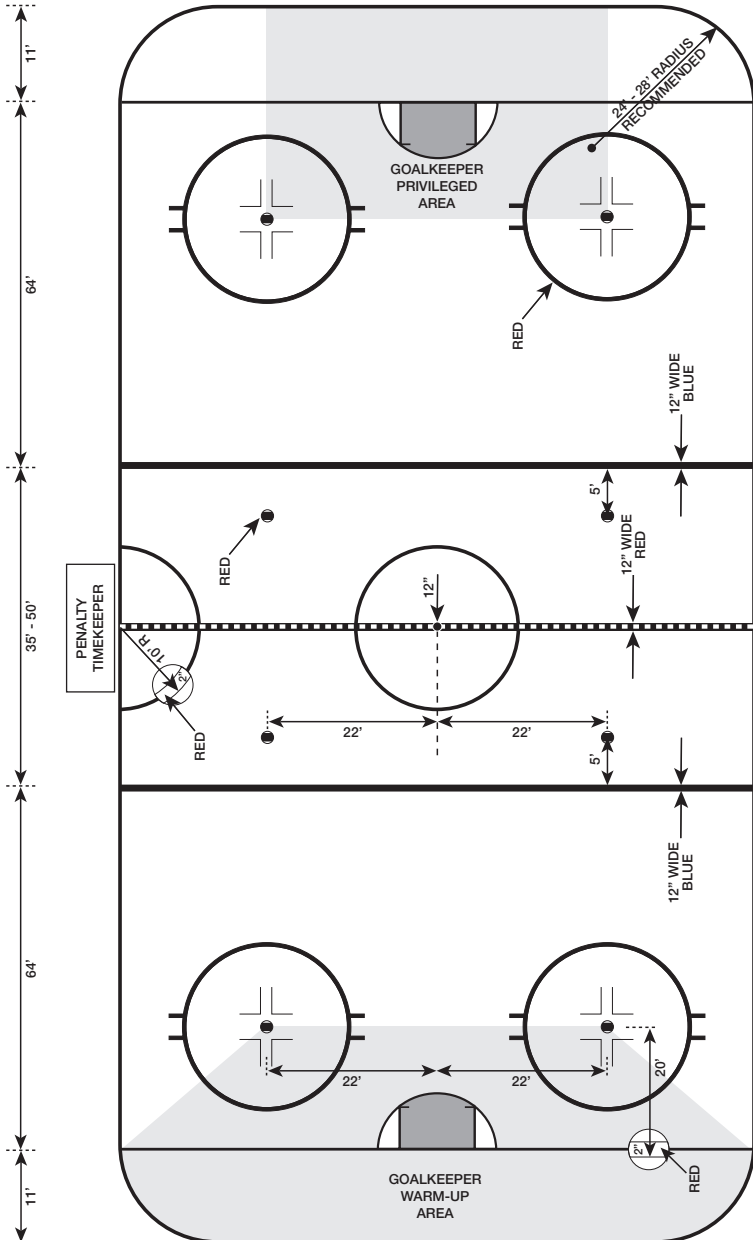
- 1) When used by the Referee, it means no goal or violation so play shall continue.
- 2) When used by the Linesmen, it means there is no icing, off-side, hand pass or high sticking violation.

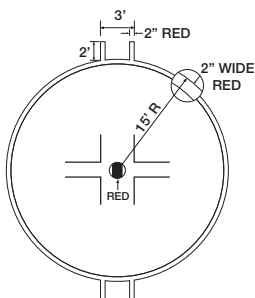


APPENDIX IV
OFFICIAL RINK
DIAGRAMS

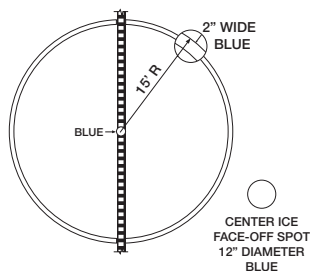


RECOMMENDED
85' - 100'

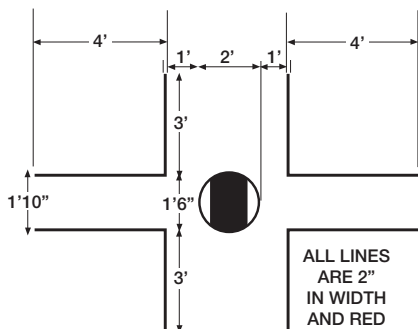




END ZONE FACE-OFF SPOT AND CIRCLE DETAIL

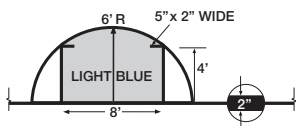


CENTER ICE FACE-OFF SPOT AND CIRCLE DETAIL

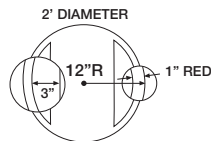


FACE-OFF CONFIGURATION

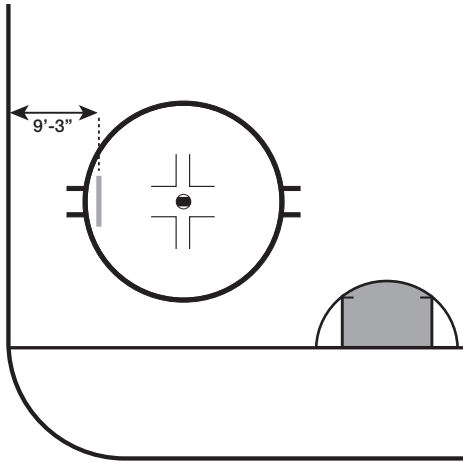
ALL LINES ARE 2" IN WIDTH AND RED



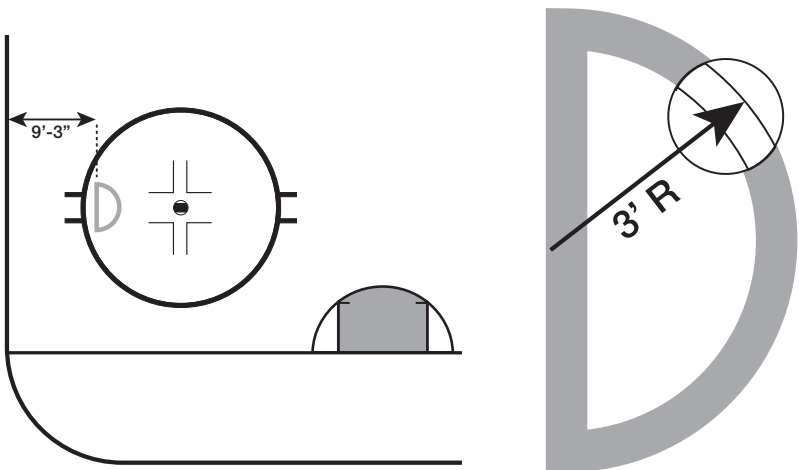
GOAL CREASE DETAIL



END ZONE AND NEUTRAL ZONE FACE-OFF SPOTS



RECOMMENDED CROSS-ICE GOAL LINE



RECOMMENDED CROSS-ICE GOAL CREASE

APPENDIX V
GLOSSARY



Age Classifications

The following Youth and Girls'/Women age classifications have been established for all teams registered with USA Hockey.

Youth Teams: 8 & under (Mite), 10 & under (Squirt), 12 & under (Pee Wee), 14 & under (Bantam), 16 & under (Midget) and 18 & under (Midget).

Girls'/Women Teams: 8 & under, 10 & under, 12 & under, 14 & under, 16 & under and 19 & under.

(Note 1) Girls'/Women playing on a Youth team must conform to the Youth age classification.

(Note 2) High School age classification is governed under the same playing rules as the Youth 18 & under (Midget) age classification.

(Note 3) Adult classifications shall include Adult non-check, Adult U.S., Adult Elite and Adult Women, and shall be governed by these rules, except where otherwise noted.

Altercation

Any physical interaction between two or more opposing players resulting in a penalty or penalties being assessed.

Body Checking

A legal body check is one in which a player checks an opponent who is in possession of the puck, by using his hip or body from the front, diagonally from the front or straight from the side.

Legitimate body checking must be done for the purpose of separating the opponent from the puck, only with the trunk of the body (hips and shoulders) and must be above the opponent's knees and at or below the shoulders.

Body Contact

Contact that occurs between opponents during the normal process of playing the puck, provided there has been no overt hip, shoulder or arm contact to physically force the opponent off of the puck.

Breakaway

A condition whereby a player is in control of the puck with no opposition between the player and the opposing goal, with a reasonable scoring opportunity.

Butt-Ending

The condition whereby a player uses the shaft of the stick above the upper hand to jab or attempt to jab an opposing player.

Coach

A Coach is a person primarily responsible for directing and guiding the play of his team. Along with the Manager, he is responsible for the conduct of his team's players before, during and after a game.

Coincident Penalty

A penalty of equal type (e.g., minor or major) assessed during the same stoppage of play, and for which neither team is reduced in on-ice numerical strength. A coincident penalty never causes either team to be "shorthanded" for purposes of penalty termination if a goal is scored.

Creases

Goalkeeper's-Areas marked on the ice in front of each goal designed to protect the goalkeepers from interference by attacking players.

Referee's-Area marked on the ice in front of the Penalty Timekeeper's seat for the use of the Referee.

Cross-Checking

When a player, holding his stick with both hands, checks an opponent by using the shaft of the stick with no part of the stick on the ice.

Delayed Off-Side

A situation where an attacking player has preceded the puck across the attacking blue line, but the defending team has gained possession of the puck and is in a position to bring the puck out of their Defending Zone without any delay or contact with an attacking player.

Deflecting the Puck

The action of the puck contacting any person or object, causing it to change direction.

Directing the Puck

The act of intentionally moving or positioning the body, skate or stick so as to change the course of the puck in a desired direction.

Face-Off

The action of an official dropping the puck between the sticks of two opposing players to start play. A face-off begins when the Referee indicates its location and the officials take their appropriate positions, and ends when the puck has been legally dropped.

Fighting

The actual throwing of a punch (closed fist) by a player that makes contact with an opponent.

Game Suspension(s)

When a player, Coach or Manager receives a game suspension(s), he shall not be eligible to participate in the next game(s) that was already on the schedule of his team at the time of the incident.

Goalkeeper

A goalkeeper is a person designated as such by a team who is permitted special equipment and privileges to prevent the puck from entering the goal.

Head-Butting

The physical use of one's head in the course of delivering a body-check (head first) in the chest, head, neck or back area or the physical use of the head to strike an opponent.

Head Contact

The action of a player contacting an opponent in the head, face or neck, including with the stick or any part of the player's body or equipment.

HECC

The Hockey Equipment Certification Council is an independent organization responsible for the development, evaluation and testing of performance standards for protective ice hockey equipment. To date, there are standards for facemasks, helmets and goalkeeper head protection.

Heel of the Stick

The point where the shaft of the stick and the bottom of the blade meet.

Hooking

The action of applying the blade of the stick to any part of an opponent's body or stick and impeding his progress by a pulling or tugging motion with the stick.

Injury Potential Penalties

Injury Potential Penalties include Boarding, Body Checking (Body Contact Classifications), Butt-Ending, Charging, Checking from Behind, Cross-Checking, Elbowing, Head-Butting, Head Contact, High Sticking, Holding the Facemask, Kicking, Kneeing, Roughing, Slashing and Spearing. The Linesman may report such infractions to the Referee, following the next stoppage of play, that have occurred behind the play and were unobserved by the Referee.

Last Play Face-Off

The location at which the puck was last legally played by a player or goalkeeper immediately prior to a stoppage of play.

Off-Ice (Minor) Official

Officials appointed to assist in the conduct of the game including the Official Scorer, Game Timekeeper, Penalty Timekeeper and the two Goal Judges. The Referee has general supervision of the game and full control of all game officials, and in case of any dispute the Referee's decision shall be final.

Penalty

A penalty is the result of an infraction of the rules by a player or team official. It usually involves the removal from the game of the offending player or team official for a specified period of time. In some cases the penalty may be the awarding of a penalty shot on goal or the actual awarding of a goal.

Player

Member of a team physically participating in a game. The goalkeeper is considered a player except where special rules specify otherwise.

Possession of the Puck

The last player or goalkeeper to make contact with the puck. This includes a puck that is deflected off a player or any part of his equipment.

Possession and Control of the Puck

The last player or goalkeeper to make contact with the puck and who is also propelling the puck in a desired direction.

Proper Authorities (Proper Disciplinary Authority)

The governing body of the team or teams involved, as determined by the Affiliate, except:

- (1) In USA Hockey Tournaments and Play-Offs, the body shall be the Discipline Committee of the Tournament or Play-Off.
- (2) In matters relating to assault of official, the body shall be the Affiliate Association of that team.

Protective Equipment

Equipment worn by players for the sole purpose of protection from injury. Recommended equipment should be commercially manufactured.

Shorthanded

Shorthanded means that a team is below the numerical strength of its opponents on the ice. When a goal is scored against a shorthanded team, the minor or bench minor penalty that terminates automatically is the first such non-coincident penalty (the minor or bench minor penalty then being served with the least amount of time remaining). Thus, if an equal number of players from each team is serving a penalty(s) (minor, bench minor, major or match only), neither team is "shorthanded."

Slashing

The action of striking or attempting to strike an opponent with a stick or of swinging a stick at an opponent with no contact being made. Tapping an opponent's stick is not considered slashing.

Spearing

The action of poking or attempting to poke an opponent with the tip of the blade of the stick while holding the stick with one or both hands.

Substitute Goalkeeper

A designated goalkeeper on the Official Scoresheet who is not then participating in the game.

Team Official

A Team Official is any person on the players' bench who is not on the game scoresheet as an eligible player or goalkeeper. All such persons must be registered in the current season as a Coach with USA Hockey, and must have attained the appropriate certification level as required by the District and/or Affiliate. One such person must be designated as the Head Coach. A player or goalkeeper on the roster who is unable to play, other than through suspension, may be on the players' bench without being considered a Team Official if he is wearing the team jersey and all required head and face protective equipment.

Temporary Goalkeeper

A player not designated as a goalkeeper on the Official Scoresheet who assumes that position when no designated goalkeeper is able to participate in the game. He is governed by goalkeeper privileges and limitations and must return as a "player" when a designated goalkeeper becomes available to participate in the game.

Time-Out (Curfew Definition)

A curfew game is one in which the game must end by a certain time of day. Conversely, a non-curfew game is one that will be played to clock time conclusion, regardless of how long the game lasts.

APPENDIX VI
STANDARD OF PLAY
CASEBOOK



The following interpretations are specific to USA Hockey's Standard of Play Initiative. Many of these situations may apply to more than one rule reference. Please refer to the standard of play language found in the Preface and those rules pertaining to the standard of play for specific rules language and additional information.

→ Situation 1

The first principle of the Standard of Play is “the use of the stick will be limited to only playing the puck.” Does this mean that anytime a player uses his stick and makes contact with the opponent, a penalty must be called?

No. Even though the principle encourages players to only play the puck with the stick, an actual rule must still have been violated in order for a penalty to be assessed. There may be instances where the stick may contact the opponent's body or stick, but no competitive advantage had been gained by an act that is in violation of the rules.

It is important to recognize that, in essence, stick to lower stick contact that prevents the opponent from playing the puck could be considered to be making an effort to play the puck.

→ Situation 2

Can a player lift the opponent's stick without being penalized under the Standard of Play guidelines?

Yes. A player may lift the opponent's stick at anytime provided they do not impede their progress. This is most often done in an effort to prevent the opponent from playing the puck and is considered a good defensive play.

→ Situation 3

Just prior to the puck being received by an attacking player, the defensive player chops down on top of the stick and prevents him from being able to play the puck. Should this be penalized under the Standard of Play guidelines? Does it make any difference as to the angle of the stick blade when done?

The use of the stick to check an opponent's stick, or press the opponent's stick to the ice or the boards, is a good defensive play as long as it is done on the lower portion of the stick shaft and the intended purpose is to dislodge the puck or prevent the opponent from playing the puck. The angle of the stick blade (inverted or parallel to the ice), would not make a difference in this determination.

However, anytime this action is done higher up on the stick or clearly impedes the opponent with no reasonable effort to play the puck, a penalty for slashing, holding or hooking should be called.

→ Situation 4

What degree of force is necessary for either a hooking or slashing penalty to be assessed under the Standard of Play guidelines?

For hooking, any use of the stick against an opponent's body that allows the player to gain a positional advantage should be penalized. Examples include a tug or pull that allows space between the opponents to be diminished, impeding the opponent's progress or causes a loss of balance or a subtle push or tug on the hand/arm that prevents the opponent from being able to pass or shoot the puck with normal force.

In the case of slashing, any slashing motion that makes contact with the hands, arms or body of the opponent must be penalized. In addition, any hard slashes to the upper portion of the stick (just below the hands of the opponent), with no attempt to legally play the puck, shall also be penalized.

→ Situation 5

I am a defensive player that is responsible for patrolling the front of my goal. What am I allowed and not allowed to do in playing the attacking player before the puck arrives?

Establishing a favorable body position is probably the key and this may involve considerable body contact, especially when the attacking player may be trying to establish the same advantageous body position. To do so, you can use size, strength and balance to lean on your opponent and put yourself in better position. The stick, or forearm, can also be used to steer the opponent as long as the arm(s) are not extended. Finally, a stick lift or stick press is a good defensive play when the puck is in the vicinity.

What you can't do is fairly clear. You cannot use a free arm to grab onto or impede your opponent. You cannot use the stick or arm(s) in an extended manner that "pushes off" the opponent and creates space between you. And, you cannot place your stick in an area that impedes the opponent's ability to move in a desired direction.

→ Situation 6

Is it acceptable for a player to take one hand off of the stick and use it as a shield to maintain space between the two players?

A player who is in possession and control of the puck is allowed to use a free hand to maintain body position that they legally established. An example of this is when two players are skating shoulder to shoulder, or the defensive player is slightly behind, and the player with the puck uses the free arm to fend off the opponent and maintain their body position. Naturally, though, if they grab the stick, sweater or arm of the opponent, or use the free arm to push off and create space, a penalty should be assessed.

→ Situation 7

Is it acceptable for a player to take one hand off the stick and use it to steer an opponent when battling in the corner or in front of the goal?

In regards to two players battling in the corner or in front of the goal, it is unrealistic to expect both players to keep both hands on the stick at all times. In this instance, it is legal for a player to take one hand off the stick when reaching for the puck and using the free arm to steer the opponent or maintain position. Where the line is crossed and the player should be penalized is when the free arm is used to impede the opponent, pushes off with enough force to knock the opponent off of the puck or create space. This is a situation where officials need to use good judgment and allow battling for the puck or body position to take place and be able to recognize when a player has gained a competitive advantage with an illegal tactic and penalize accordingly.

→ Situation 8

Is there a difference in what is allowed in a checking classification versus a non-checking classification when it comes to battling for the puck and body position?

Body contact and body position are very important parts of both the checking and non-check games. Although there will be some differences in the amount of force that may be allowed at the younger or lower levels (please see the Body Contact – Playing Within the Rules video), the same principle of establishing body position exists in both and the methods used are the same. The only exception is the use of a body check, which is illegal in the non-checking classifications.

→ Situation 9

Is a different standard applied to a player who is back checking the puck carrier versus a non-puck carrier?

Essentially, no. Anytime a player gains a competitive advantage by the use of an illegal tactic, it should be penalized. This is regardless as to whether the action takes place on the puck carrier or non-puck carrier. It also emphasizes the importance of officials maintaining their maximum field of vision at all times by being in the proper position.

→ Situation 10

The attacking player chips the puck off the boards and is going to go around the defensive player. At what point can a body check, or any contact, still be legally initiated by the defending player?

The general rule of thumb is that a body check can be finished as long as the defending player is an arms length plus stick length away from the opponent when the puck was dumped and the check that is delivered is unavoidable – meaning it was in the process of being delivered when control of the puck was relinquished. It is not acceptable to skate one or two more strides after the puck is gone and then decide to deliver the check.

Contact may also be legal provided the defending player maintains their normal skating lane and reasonable foot speed. In this instance, the obligation is on the attacking player to go around the defender. However, if the defender initiates contact by stopping or changing their skating lane to cut off the opponent, an interference penalty would be the correct call.

→ Situation 11

What are some guidelines to be considered when assessing interference penalties to the centers during face-offs?

Whereas any illegal tactic must be penalized, we also must recognize that two players may be battling for the puck and the normal body position principles must be applied. As long as the two centers are attempting to play the puck, have established body position and are simply trying to maintain it, the battle should be allowed to continue. However, if one center intentionally plays the body of the opponent with no effort to play the puck, or impedes the opponent in any way other than maintaining proper body position, a penalty for interference would be warranted.

→ Situation 12

What are some guidelines to be considered when assessing interference penalties to players other than the centers during face-offs?

Any time the stick or arm is used to impede the opponent, it is pretty obvious that a penalty should be called. Where the inconsistency comes into play is the use of the body and not properly applying the body position principles. Once a player, defending or attacking, has established their space and is simply trying to occupy that space, they are doing so legally and the onus is on the opponent to try to move around them.

Interference occurs when one of the players changes their established space for the sole purpose of impeding the opponent by setting a pick or a block that prevents the opponent from continuing on in their established skating lane or prevents them from occupying the space they are entitled to.

→ Situation 13

My local assignor supported the Standard of Play Initiative early in the season, but as the season has gone on has suggested that we should back off some and let the players decide the game. This was especially true during league play and playoffs. What is USA Hockey's philosophy on this?

First off, let's make it perfectly clear that USA Hockey's objective here is not to call penalties – it is to encourage players to play within the rules and not allow lesser skilled players/teams to gain a competitive advantage using illegal tactics. All officials should only call those infractions that are clear violations of the actual rules.

With that being said, the same standard and expectations of the players must be maintained throughout the course of the season. In many cases, the players do adjust to the expectations and fewer infractions are committed. But league or playoff games should not make any difference as to the penalty standard and players must be held accountable for playing within the rules and more skilled players allowed to play the game without unfair tactics used by the opponent.

The role of the official is to enforce the rules of the game and USA Hockey expects all officials to do the best they can every time they step on the ice, and regardless of the circumstances involved in the game.

→ Situation 14

In a non-checking (body contact) classification, two players are skating towards the puck with the clear intent of playing the puck. As they both arrive at the puck, a collision takes place and the bigger and stronger player knocks the opponent to the ice. Is this a penalty for body checking?

No, provided both players are focused on playing the puck, this would be considered to be incidental contact that should not be penalized.

However, if the one player were to drop their shoulder in order to make the contact with the opponent, their focus is no longer on the puck and instead became an effort to play the body. In this instance, a penalty for body checking shall be assessed.

→ Situation 15

In a non-checking (body contact) classification, a Team A player is skating up the ice along the sides boards with the puck. The Team B player in pursuit has established an angle that allows him to close the gap along the boards and minimize the space the player with the puck has to go through. Contact between the players occurs and the Team A player is knocked into the boards and loses possession of the puck. Should a penalty for body checking be called?

No, provided the Team B player does not use any overt hip, shoulder or forearm action to make contact with the opponent and simply maintains their skating lane and focuses on closing the gap and gaining possession of the puck.

→ Situation 16

How much body contact should be allowed at the younger levels of play?

Legal body contact should be allowed in all instances provided it is done within the definition of body contact. Body contact is a hockey skill that needs to be developed and encouraged at all levels of play. Players should be allowed to compete and gain possession of the puck using their body to establish and maintain their position using legal methods.

At the same time, officials should be diligent in enforcing body checking in non-checking (body contact) classifications anytime a player shifts their focus away from playing the puck and instead intentionally plays the body with an overt hip, shoulder or forearm for the purpose of separating the opponent from the puck.

→ Situation 17

What criteria should the Referee use when assessing a major penalty for body checking in a non-checking (body contact) classification?

Anytime the player delivering the check clearly has no intention of playing the puck and instead intentionally plays the body of the opponent by delivering a hard body check, a major penalty must be assessed.

→ Situation 18

A player in a checking classification makes no effort to play the puck and instead drives the opponent into the boards with excessive force. Should this be penalized as boarding?

Yes. The purpose of a body check is to separate the opponent from the puck. By accelerating through the check and causing the opponent to be thrown violently into the boards, the focus of the check is to punish or intimidate the opponent and must be penalized under the Standard of Play for Body Checking.

→ Situation 19

What degree of force is necessary in order to be considered to be “thrown” violently into the boards?

For USA Hockey youth games, the onus are on the player delivering the check to does not place the opponent in danger.

The purpose of a body check is to separate the opponent from the puck. Anytime a player delivers a check for the purpose of intimidating or punishing the opponent, and therefore causes the opponent to be driven excessively into the boards, a boarding penalty must be assessed.

The degree of force with the boards is certainly subject to discretion and a more practical question may be “was the check necessary and/or what was the vulnerability of the player being checked”? For example, a boarding penalty may be assessed when a player was not necessarily hit that hard, but was in a vulnerable position when unnecessarily hit with a degree of force that caused them to be thrown into the boards excessively.

In contrast, a penalty may not be warranted when a player is hit much harder, but his preparedness for the hit causes him to go only mildly into the boards.

USA Hockey is not eliminating a good, hard and clean check. However, players must be aware of the situation when delivering a check and then held accountable for taking “liberties” and therefore endangering an opponent.

→ Situation 20

A player leaves his feet and jumps at the last second to deliver a body check. Would this be considered charging?

Yes. Anytime a player jumps in the process of delivering a body check, a charging penalty must be called, even if the contact is still made by the trunk of the body to the trunk of the opponent. The jumping motion provides additional force that is not necessary to deliver a legal body check.

→ Situation 21

A player delivers a check without taking the two fast strides, but instead accelerates through the check and delivers just as much force as if he had taken two fast strides. Could this be considered charging?

Yes. By accelerating through the check and maximizing the force used, the player is no longer simply separating the opponent from the puck and instead is attempting to intimidate or punish the opponent. Under the Body Checking Standard of Play, this must be penalized under the charging rule.

→ Situation 22

What criteria should the Referee use when assessing a major penalty for head contact?

Anytime the Referee deems the contact to the head area to be intentional or a reckless act, a major or match penalty must be assessed.

Intentional would be deemed to be when the player “targets” the head or neck area of the opponent when delivering a check.

A reckless act is when the actions of the player delivering the check clearly do not take into consideration the location on the body of the opponent where the contact is being made and uses excessive force in delivering the check to the head or neck area.

As with other dangerous actions, a major plus game misconduct or match penalty must be assessed if an injury results from Head Contact.

→ Situation 23

What is the USA Hockey interpretation of illegal body checking to a player who is no longer in possession and control of the puck?

Any avoidable check delivered to a player who is no longer in possession and control of the puck.

A player is considered to still be in possession of the puck after he releases it up until the point the puck is next played by another player. An avoidable check delivered to a player after he has released the puck must be penalized under this rule.

An avoidable check is when the player delivering the check has an opportunity to avoid contact once it is realized the opponent no longer has possession and control of the puck.

The concept of “finishing the check” is one that is meant to intimidate or punish the opponent and has no place in youth hockey. Provided this check is avoidable, it must be penalized in every instance.

→ Situation 24

A player delivers a check to an opponent (checking classification) and initiates the contact with his hands to the chest of the opponent, extending the arms to push off when contact is made. Is this a legal body check?

No. By definition, a legal body check must be delivered with the trunk (hips to shoulders) of the body and to the trunk of the body of the opponent. When the contact is initiated with the hands and the arms extended to push off, the check is not delivered with the trunk and must be penalized as Roughing.

→ Situation 25

There is a scramble around the goal and the goalkeeper covers the puck for a stoppage of play. A defensive player then “protects” his goalkeeper by pushing an attacking player – who has clearly stopped as a result of the whistle. The attacking player pushes back in retaliation. What penalties should be assessed?

In this instance, both players should be assessed minor penalties for roughing. This is one area where officials tend to be lax in their standard and needs to be tightened up.

Oftentimes, officials will only assess penalties after several warnings or after a player retaliates, in which case they go back and assess one minor penalty to each player, even though they had no intention of assessing the first penalty until the retaliation occurred. This approach discredits the officials and will only create more problems later in the game.

Under this Standard of Play, officials should enforce any unnecessary contact after the whistle with a strict penalty standard. When at all possible, the aggressor should be identified and assessed an additional minor penalty in order to hold them accountable for starting the altercation.

RULE REFERENCES



Abuse of Officials	Section 6	Rule 601
Adjustment to Clothing and Equipment	Section 3	Rule 309
Appointment of Officials	Section 5	Rule 501
Attempt to Injure	Section 6	Rule 602
Boarding	Section 6	Rule 603
Body Checking (<i>Non-Checking Classifications</i>)	Section 6	Rule 604
Broken Stick	Section 6	Rule 605
Butt-Ending	Section 6	Rule 606
Calling of Penalties	Section 4	Rule 409
Captain of Team	Section 2	Rule 202
Change of Players	Section 2	Rule 205
Charging	Section 6	Rule 607
Checking from Behind	Section 6	Rule 608
Clipping	Section 6	Rule 639
Composition of Teams	Section 2	Rule 201
Cross-Checking	Section 6	Rule 609
Dangerous Equipment	Section 3	Rule 305
Delayed Penalties	Section 4	Rule 408
Deliberate Injury of Opponents	Section 6	Rule 602
Delaying the Game	Section 6	Rule 610
Dimensions of Rink	Section 1	Rule 102
Division of Ice Surface	Section 1	Rule 105
Elbowing	Section 6	Rule 611
Electronic Devices	Section 3	Rule 308
Equipment Measurement	Section 3	Rule 307
Face-Off Locations	Section 6	Rule 612
Face-Off Procedures	Section 6	Rule 613
Face-Off Spots and Circles	Section 1	Rule 106
Falling on Puck	Section 6	Rule 614
Fighting	Section 6	Rule 615
Fouled from Behind	Section 6	Rule 616
Game Timekeeper	Section 5	Rule 506
Goals and Assists	Section 6	Rule 617
Goal Crease	Section 1	Rule 104
Goal Judge	Section 5	Rule 504
Goalkeeper's Equipment	Section 3	Rule 303
Goalkeeper Penalties	Section 4	Rule 407
Goalkeeper's Privileged Area	Section 1	Rule 104
Goal Line	Section 1	Rule 103
Goals	Section 1	Rule 103

Handling Puck with Hands	Section 6	Rule 618
Head-Butting	Section 6	Rule 619
Head Contact.	Section 6	Rule 620
High Sticks	Section 6	Rule 621
Holding an Opponent	Section 6	Rule 622
Hooking	Section 6	Rule 623
Icing the Puck	Section 6	Rule 624
Injured Players.	Section 2	Rule 206
Interference	Section 6	Rule 625
Interference by Spectators	Section 6	Rule 626
Kicking Opponent or Puck.	Section 6	Rule 627
Kneeing	Section 6	Rule 628
Leaving the Players' or Penalty Bench.	Section 6	Rule 629
Leg Checking.	Section 6	Rule 639
Linesman	Section 5	Rule 503
Major Penalties	Section 4	Rule 403
Match Penalties.	Section 4	Rule 405
Minor Penalties.	Section 4	Rule 402
Misconduct Penalties	Section 4	Rule 404
Official Scorer	Section 5	Rule 505
Off-Sides	Section 6	Rule 630
Other Misconduct.	Section 6	Rule 601
Penalties	Section 4	Rule 401
Penalty Bench	Section 1	Rule 108
Penalty Shot	Section 4	Rule 406
Penalty Timekeeper	Section 5	Rule 507
Players' Bench	Section 1	Rule 107
Players in Uniform	Section 2	Rule 203
Playing Lineup.	Section 2	Rule 204
Proper Authorities.	Section 5	Rule 508
Protective Equipment.	Section 3	Rule 304
Puck Out of Bounds or Unplayable	Section 6	Rule 631
Puck in Motion	Section 6	Rule 632
Puck Out of Sight	Section 6	Rule 632
Referee	Section 5	Rule 502
Referee's Crease.	Section 1	Rule 108
Refusing to Start Play.	Section 6	Rule 633
Rink	Section 1	Rule 101
Roughing	Section 6	Rule 640
Signal and Timing Devices.	Section 1	Rule 109

Skates	Section 3	Rule 302
Slashing	Section 6	Rule 634
Spearing	Section 6	Rule 635
Start of Game	Section 6	Rule 636
Sticks	Section 3	Rule 301
Supplementary Discipline	Section 4	Rule 410
Throwing Stick or Object	Section 6	Rule 637
Tied Games	Section 6	Rule 638
Time of Match.	Section 6	Rule 636
Time-Outs	Section 6	Rule 636
Tripping	Section 6	Rule 639
Unnecessary Roughness	Section 6	Rule 640

The Ultimate Authority

The *Official Rules and Casebook of Ice Hockey* is the essential resource for players, coaches, referees, parents and fans.

Included are USA Hockey's official playing rules and interpretations, theoretical situations, referee signals and detailed rink diagrams.

This book is the singular source for the rules of the game.

